Tackling health inequality in London

MAYOR OF LONDON

London : challenges and opportunities

- Challenges
  - The scale of entrenched inequality
  - Complexity of London governance
- Opportunities
  - GLA Act 2007
  - AHSCs and HIECs
  - Olympics
- The Recession -/+

Health Inequalities in London

Differences in Life Expectancy within a small area in London

Travelling east from Westminster, each tube stop represents nearly one year of life expectancy lost

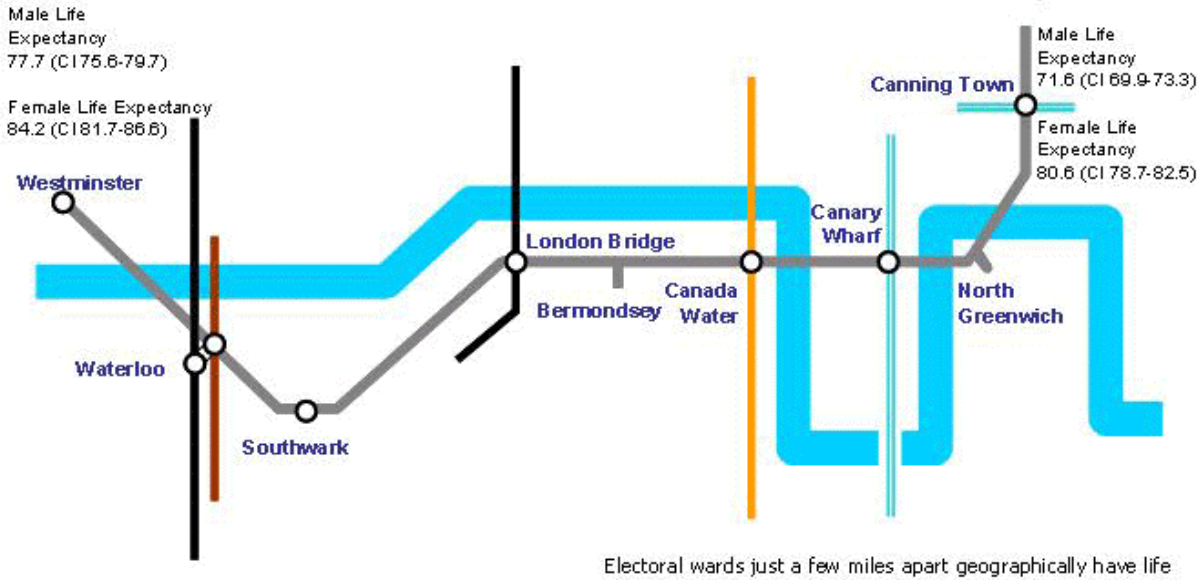

London Underground | Jubilee Line

Electoral wards just a few miles apart geographically have life expectancy spans varying by years. For instance, there are eight stops between Westminster and Canning Town on the Jubilee Line – so as one travels east, each stop, on average, marks nearly a year of shortened lifespan. [1]

[1] Source: Analysis by London Health Observatory using Office for National Statistics data. Diagram produced by Department of Health

Male Life Expectancy in Camden by Ward

DMAG
Data Management and Analysis Group

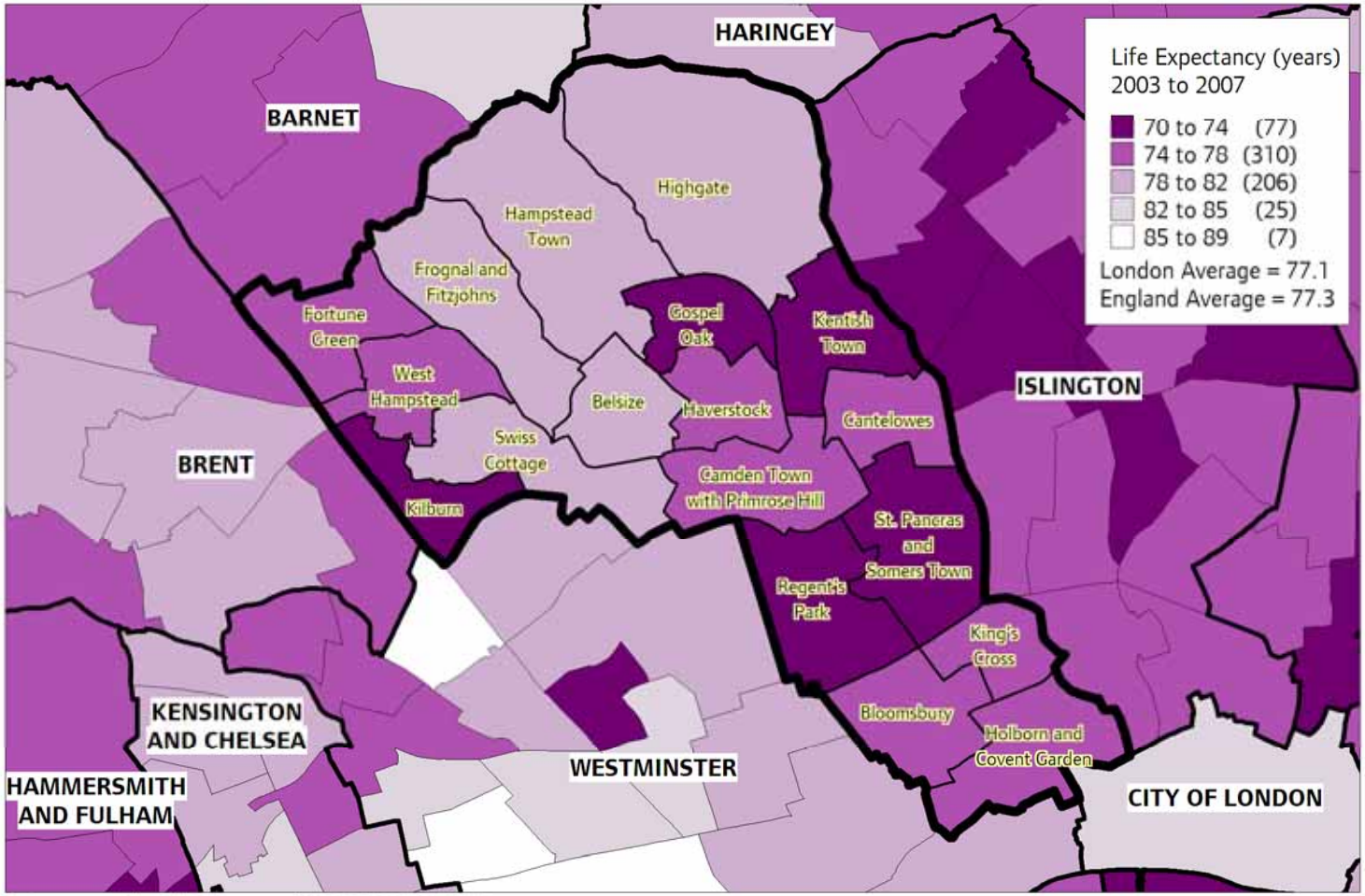

© Crown copyright. All rights reserved (LA100032379) (2009)

Source: ONS mortality data and GLA population projections. Analysis by LHO.

Limiting long-term illness and 'not good health' by ethnic group (Census data, 2001)

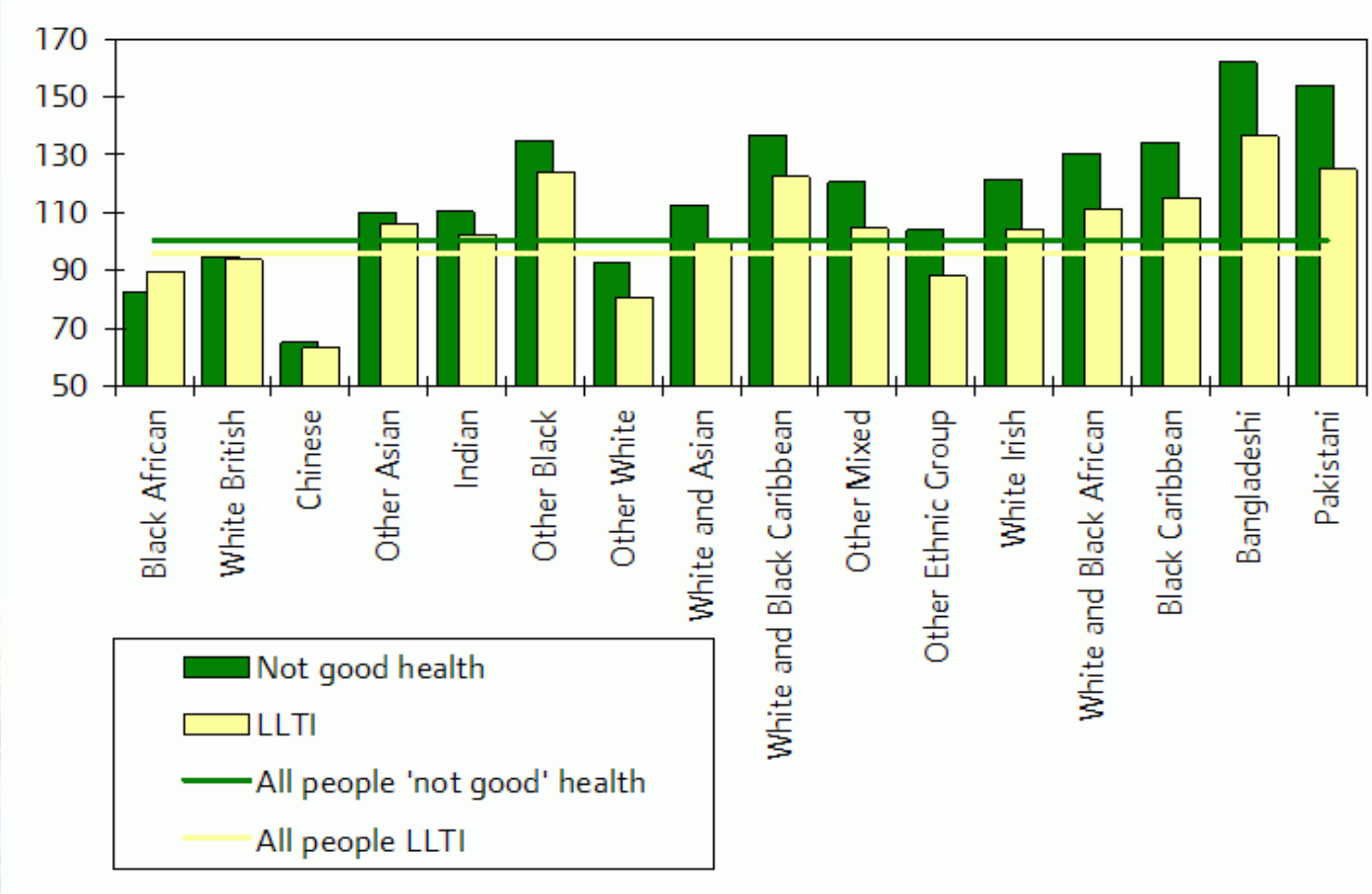

London : challenges and opportunities

- Challenges
  - The scale of entrenched inequality
  - Complexity of London governance
- Opportunities
  - GLA Act 2007
  - AHSCs and HIECs
  - Olympics
- The Recession -/+

GLA’s approach

- Gathered and reviewed evidence
- Strategy developed with 5 key themes & 1 cross cutting objective
- Sets out roles for key partners

Mayor’s strategic objectives

- Empower individual Londoners and communities
- Improve access to health and social care services
- Reduce income inequalities
- Increase opportunities for “good” work
- Develop London as a healthy place

Plus cross –cutting theme

- Knowledge and learning

STOP

Mayor’s leadership role

- Leads creation of vision and energises debate
- Tackles health inequality through all GLA Plans
- Enhances contribution from GLA family
- Challenges individual Londoners
- Builds commitment among partners and business
- Aligns resources

- Eg obesity

Call to partners

- Local leadership : L.A.s and the NHS
- Joint view of need and priorities and resource alignment
- Further focus through scrutiny function
- Role as service providers and employers
- What will you now do differently?
- What do you want others now to do differently?
- Respond to consultation (closes 10th January)