Time trends in adolescent conduct problems

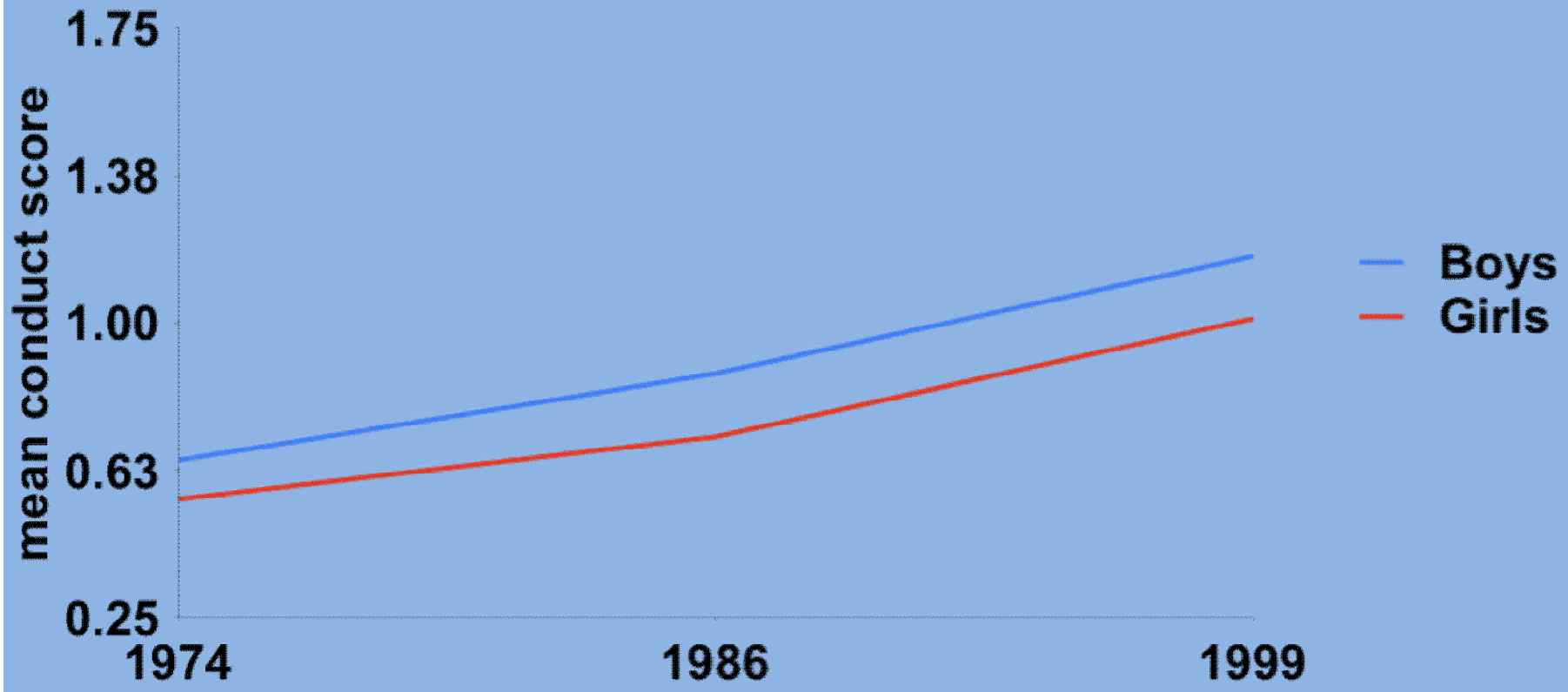

overcrowding → parental depression

overcrowding
parental depression
inconsistent parenting

overcrowding
parental depression
inconsistent parenting
anti-social behaviour

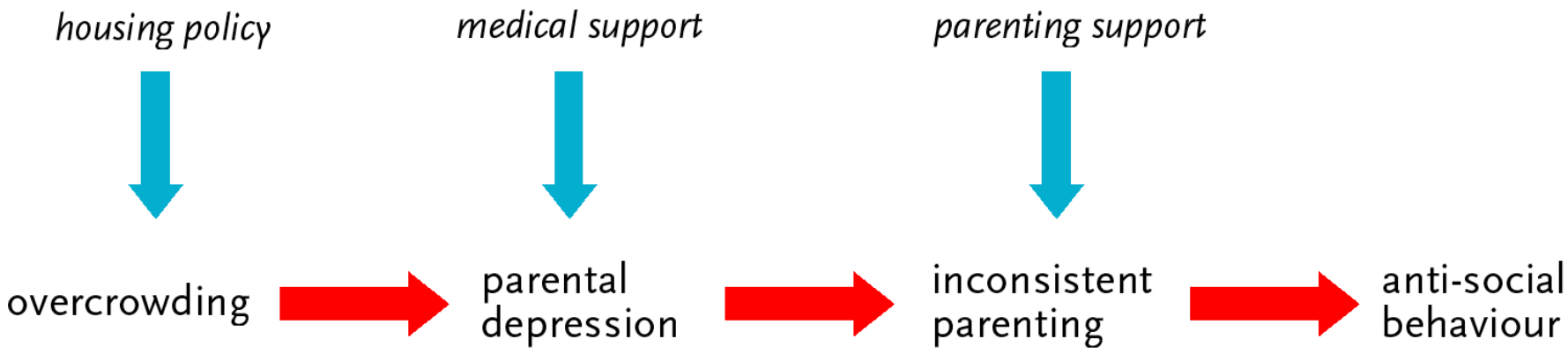
housing policy
medical support
parenting support
overcrowding
parental depression
inconsistent parenting
anti-social behaviour

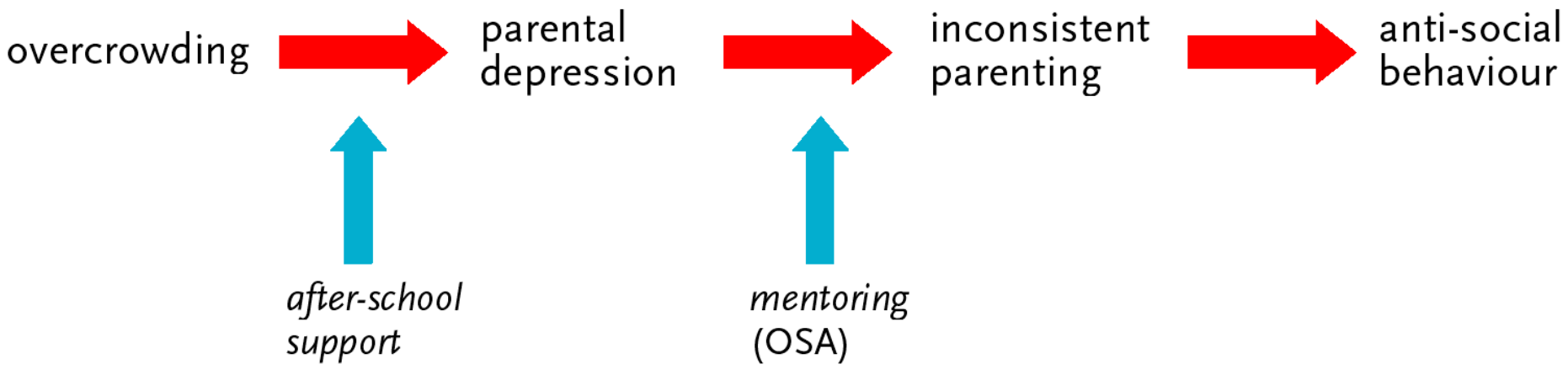
overcrowding
parental depression
inconsistent parenting
anti-social behaviour
after-school support
mentoring (OSA)

Program	Cost	Benefit	
NFP	£6,208	£16,436	£10,228
Big Brothers, Big Sisters	£2,506	£2,536	£30
Scared Straight	£34	-£6,876	-£6,910
LST	£18	£466	£448

PREVENTION ACTION

NEWS | COMMENT | RESEARCH | WHAT WORKS | PEOPLE | REVIEWS | BLOGS & FEEDS | EVENTS | REFERENCE | ABOUT

LATEST

Is Canadian Index the key to standard child development measures?

30 October 2007 | Prevention News

Designed in Ontario, rebuilt and tested in Australia and beginning to attract the attention of policy makers in Europe and the US, the Early Development Index seems to offer a relatively simple route to trustworthy community-level epidemiology.

▶ More

Kids, science, communities – can they prosper together?

23 October 2007 | Prevention News

PRC's Daniel Perkins and Brian Bumbarger outline the encouraging first results of evaluating their community-driven PROSPER program in Iowa and Pennsylvania.

▶ More

How Penn State has written a strategy for effective intervention

22 October 2007 | Prevention News

In the space of a single decade, Penn State's Prevention Research Center's approach to science-based community empowerment has put it in the vanguard of efforts to make a seamless connection between prevention science, policy and practice.

Two connected stories continue our feature on the progress of Australian prevention science: a profile of **Fiona Stanley** (pictured here during a photocall with a few of the children whose needs and rights she has spent her brilliant career campaigning for), and, on the Prevention News page, more about a successful trial of her Australian variant of the Canadian-born **Early Development Index**.

The Treasure who's pushing Australia toward its children's

▶ UPCOMING EVENTS

BLUEPRINTS CONFERENCE 2008

17 Mar 2008 – 19 Mar 2008
Denver, Colorado, USA

▶ RECENT BLOGS

- Lead me by the elbow, please!

evidence2success

Powered by Blueprints

PROGRAMME SELECTOR

- PUBLIC HEALTH ☐
- PREVENTION ☐
- EARLY INTERVENTION ☐
- TREATMENT ☐

- INDIVIDUAL ☐
- FAMILY ☐
- SCHOOL ☐
- COMMUNITY ☐

- UK TESTED PROGRAMMES ☐

COMPARE — SELECT UP TO FIVE PROGRAMMES TO ESTIMATE PORTFOLIO EFFECT

EXCELLENT · VERY GOOD · GOOD · POOR

	PROGRAMME	COST BENEFIT		DEVELOPMENTAL OUTCOME	RATING & TEST RESULTS: INTERVENTION QUALITY	EVALUATION QUALITY	EFFECT	SYSTEM READY	COMMISSIONER RATING
☑	FAMILY NURSE PARTNERSHIP	£6,208 £16,436 £10,228	BENEFIT TRACKER	healthy birth parental relations crime					6.5
☐	FUNCTIONAL FAMILY THERAPY	£1,388 £17,722 £16,334	BENEFIT TRACKER	crime					4.8
☐	BIG BROTHERS BIG SISTERS	£2,506 £2,536 £30	BENEFIT TRACKER	academic performance drug & alcohol					3.2
☐	TEEN OUTREACH	£388 £501 £113	BENEFIT TRACKER	graduation					6.3
☐	PARENT CHILD HOME	£2,431 £0 -£2,431	BENEFIT TRACKER						6.7

BENEFIT TRACKER

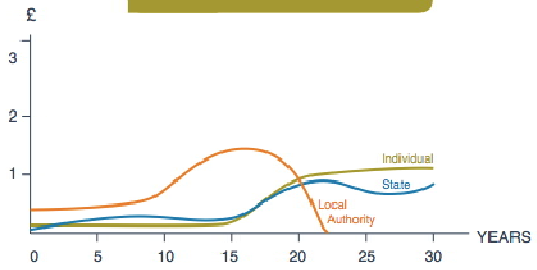

COMMISSIONER RATINGS

★★★★★ 6
★★★★ 5
★★★ 3
★★ 2
★ 0

AVERAGE RATING 6.5

Write a review ▸

PRACTITIONER QUALITY IS ESSENTIAL
Lorem ipsum dolor sit amet, consectetur adipiscing elit. Donec et turpis eros.

DEVELOPMENTAL OUTCOMES

EDUCATIONAL ATTAINMENT

- 0-5 ready for school ☐
- 6-11 adequate academic performance ☐
- 12-18 graduate from school ☐
- 12-18 constructive engagement in college/work ☐

PHYSICAL HEALTH

- 0-5 healthy gestation and birth ☐
- 0-5 free from chronic health impairments ☐

EMOTIONAL WELL-BEING

- 0-5 free from depression and anxiety ☐
- 0-5 self regulation ☐

POSITIVE BEHAVIOUR

- 0-5 absence of poor behaviour ☐
- 6-11 does not participate in crime ☐
- 6-11 does not try drugs or alcohol ☐
- 6-11 no risky sexual behaviour ☐
- 6-11 not pregnant ☐

POSITIVE RELATIONSHIPS

- 0-5 positive relationship with parents ☐
- 0-5 positive relationship with peers ☐
- 6-11 positive relationship with other adults ☐

RISK & PROTECTIVE FACTORS

- FAMILY CONFLICT ☐
- PARENTAL USE OF DRUGS & ALCOHOL ☐
- COMMUNITY SAFETY ☐
- ....
- ....
- ....

Independent Advice on Investments

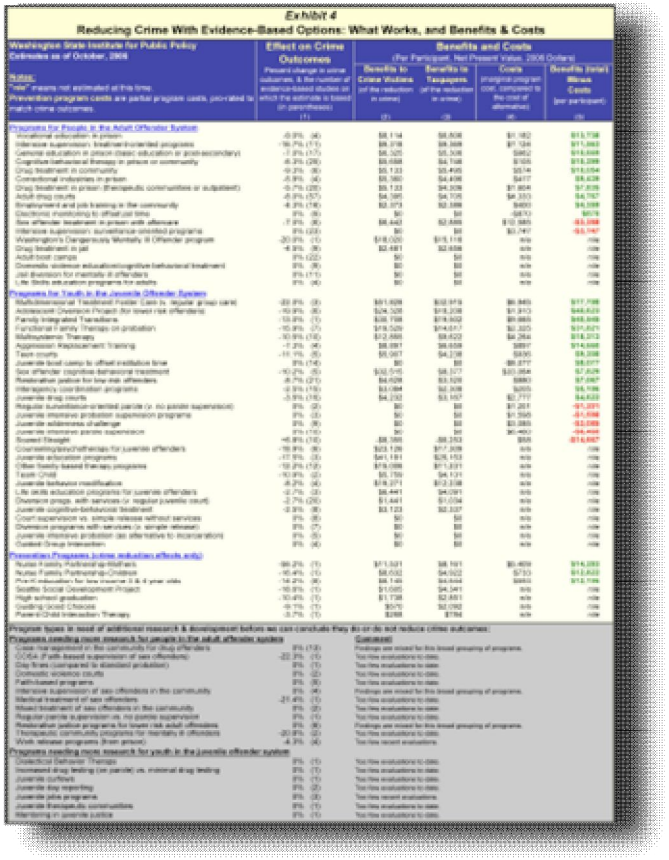

Exhibit 4

Reducing Crime With Evidence-Based Options: What Works, and Benefits & Costs

Washington State Institute for Public Policy Estimates as of October, 2006	Effect on Crime Outcomes	Benefits and Costs (Per Participant, Net Present Value, 2006 Dollars)			
	Present change in crime outcomes, & the number of evidence-based studies on which the estimate is based (in parentheses) (1)	Benefits to Crime Victims (of the reduction in crime) (2)	Benefits to Taxpayers (of the reduction in crime) (3)	Costs (marginal program cost, compared to the cost of alternatives) (4)	Benefits (total) Minus Costs (per participant) (5)
Programs for People in the Adult Offender System					
Vocational education in prison	-9.0% (4)	$8,114	$8,508	$1,182	$15,738
Intensive supervision: treatment-oriented programs	-16.7% (11)	$8,318	$8,368	$1,124	$15,562
General education in prison (basic education or post-secondary)	-7.0% (17)	$6,325	$5,308	$962	$10,669
Cognitive-behavioral therapy in prison or community	-6.9% (29)	$5,688	$4,748	$105	$10,329
Drug treatment in community	-9.2% (8)	$5,133	$5,495	$574	$10,054
Correctional industries in prison	-5.9% (4)	$5,380	$4,496	$417	$9,459
Drug treatment in prison (therapeutic communities or outpatient)	-5.7% (20)	$5,133	$4,509	$1,804	$7,838
Adult drug courts	-8.0% (57)	$4,395	$4,705	$4,333	$4,767
Employment and job training in the community	-4.3% (16)	$2,373	$2,388	$400	$4,359
Electronic monitoring to offset jail time	0% (8)	$0	$0	($873)	$873
Sex offender treatment in prison with aftercare	-7.0% (8)	$8,442	$2,899	$10,380	-$3,038
Intensive supervision: surveillance-oriented programs	0% (22)	$0	$0	$5,747	-$5,747
Washington's Dangerously Mentally Ill Offender program	-20.0% (1)	$18,020	$15,118	n/a	n/a
Drug treatment in jail	-4.9% (8)	$2,481	$2,658	n/a	n/a
Adult boot camps	0% (22)	$0	$0	n/a	n/a
Domestic violence education/cognitive-behavioral treatment	0% (8)	$0	$0	n/a	n/a
Jail diversion for mentally ill offenders	0% (11)	$0	$0	n/a	n/a
Life skills education programs for adults	0% (4)	$0	$0	n/a	n/a
Programs for Youth in the Juvenile Offender System					
Multidimensional Treatment Foster Care (v. regular group care)	-33.0% (3)	$51,609	$10,913	$6,845	$17,738
Adolescent Diversion Project (for lower risk offenders)	-10.0% (6)	$24,328	$18,208	$1,313	$40,623
Family Integrated Transitions	-13.0% (1)	$38,798	$19,602	$9,865	$48,535
Functional Family Therapy (in probation)	-15.0% (7)	$18,529	$14,617	$2,325	$31,821
Multisystemic Therapy	-10.9% (10)	$12,488	$9,622	$4,284	$18,313
Aggression Replacement Training	-7.2% (4)	$8,081	$4,658	$897	$11,842
Teen courts	-11.1% (5)	$5,067	$4,738	$935	$9,338
Juvenile boot camp to offset institution time	0% (14)	$0	$0	-$8,877	$8,877
Sex offender cognitive-behavioral treatment	-10.2% (5)	$32,510	$8,127	$10,984	$29,653
Restorative justice for low-risk offenders	-8.7% (21)	$4,628	$3,528	$880	$7,267
Interagency coordination programs	-3.3% (10)	$3,084	$2,308	$205	$5,186
Juvenile drug courts	-3.5% (16)	$4,232	$3,157	$2,777	$4,612
Regular surveillance-oriented parole (v. no parole supervision)	0% (2)	$0	$0	$1,251	-$1,251
Juvenile intensive probation supervision programs	0% (3)	$0	$0	$1,595	-$1,595
Juvenile wilderness challenge	0% (8)	$0	$0	$3,385	-$3,385
Juvenile intensive parole supervision	0% (10)	$0	$0	$6,460	-$6,460
Scared Straight	+6.8% (10)	-$8,388	-$8,353	$58	-$16,800
Counseling/psychotherapy for juvenile offenders	-16.9% (8)	$23,126	$17,309	n/a	n/a
Juvenile education programs	-17.9% (3)	$41,151	$28,153	n/a	n/a
Other family-based therapy programs	-19.2% (12)	$16,088	$11,031	n/a	n/a
Teen Court	-10.9% (2)	$5,759	$4,131	n/a	n/a
Juvenile behavior modification	-8.2% (4)	$18,371	$12,338	n/a	n/a
Life skills education programs for juvenile offenders	-2.7% (3)	$8,441	$4,091	n/a	n/a
Diversion progs. with services (v. regular juvenile court)	-2.7% (26)	$1,441	$1,034	n/a	n/a
Juvenile cognitive-behavioral treatment	-2.3% (8)	$3,123	$2,337	n/a	n/a
Court supervision vs. simple release without services	0% (8)	$0	$0	n/a	n/a
Diversion programs with services (v. simple release)	0% (7)	$0	$0	n/a	n/a
Juvenile intensive probation (as alternative to incarceration)	0% (5)	$0	$0	n/a	n/a
Guided Group Interaction	0% (4)	$0	$0	n/a	n/a
Prevention Programs (crime reduction effects only)					
Nurse Family Partnership-Mothers	-66.2% (1)	$71,531	$8,191	$5,409	$74,313
Nurse Family Partnership-Children	-16.4% (1)	$8,032	$4,922	$733	$12,622
Parent education for low income 3 & 4 year olds	-14.2% (8)	$8,149	$4,644	$993	$11,799
Seattle Social Development Project	-10.9% (1)	$1,085	$4,341	n/a	n/a
High school graduation	-10.4% (1)	$1,738	$2,851	n/a	n/a
Guiding Good Choices	-9.1% (1)	$571	$2,092	n/a	n/a
Parent-Child Interaction Therapy	-3.7% (1)	$288	$784	n/a	n/a
Program types in need of additional research & development before we can conclude they do or do not reduce crime outcomes:					
Programs needing more research for people in the adult offender system					**Comment**
Case management in the community for drug offenders	0% (13)				Findings are mixed for this broad grouping of programs.
CODA (Faith-based supervision of sex offenders)	-22.3% (1)				Too few evaluations to date.
Day fines (compared to standard probation)	0% (1)				Too few evaluations to date.
Domestic violence courts	0% (2)				Too few evaluations to date.
Faith-based programs	0% (8)				Too few evaluations to date.
Intensive supervision of sex offenders in the community	0% (4)				Findings are mixed for this broad grouping of programs.
Medical treatment of sex offenders	-21.4% (1)				Too few evaluations to date.
Mixed treatment of sex offenders in the community	0% (2)				Too few evaluations to date.
Regular parole supervision vs. no parole supervision	0% (2)				Too few evaluations to date.
Restorative justice programs for lower risk adult offenders	0% (8)				Findings are mixed for this broad grouping of programs.
Therapeutic community programs for mentally ill offenders	-20.0% (2)				Too few evaluations to date.
Work release programs (from prison)	-4.3% (4)				Too few recent evaluations.
Programs needing more research for youth in the juvenile offender system					
Dialectical Behavior Therapy	0% (1)				Too few evaluations to date.
Increased drug testing (on parole) vs. minimal drug testing	0% (1)				Too few evaluations to date.
Juvenile curfews	0% (1)				Too few evaluations to date.
Juvenile day reporting	0% (2)				Too few evaluations to date.
Juvenile jobs programs	0% (3)				Too few recent evaluations.
Juvenile therapeutic communities	0% (1)				Too few evaluations to date.
Mentoring in juvenile justice	0% (1)				Too few evaluations to date.

- standards of evidence
- software that estimates costs and benefits of competing investment decisions
- high quality data on well-being of local kids
- database of what works for whom, when and why implementation support
- innovation support
- communication

www.wsipp.wa.gov

www.dartington.org.uk

FFT Results

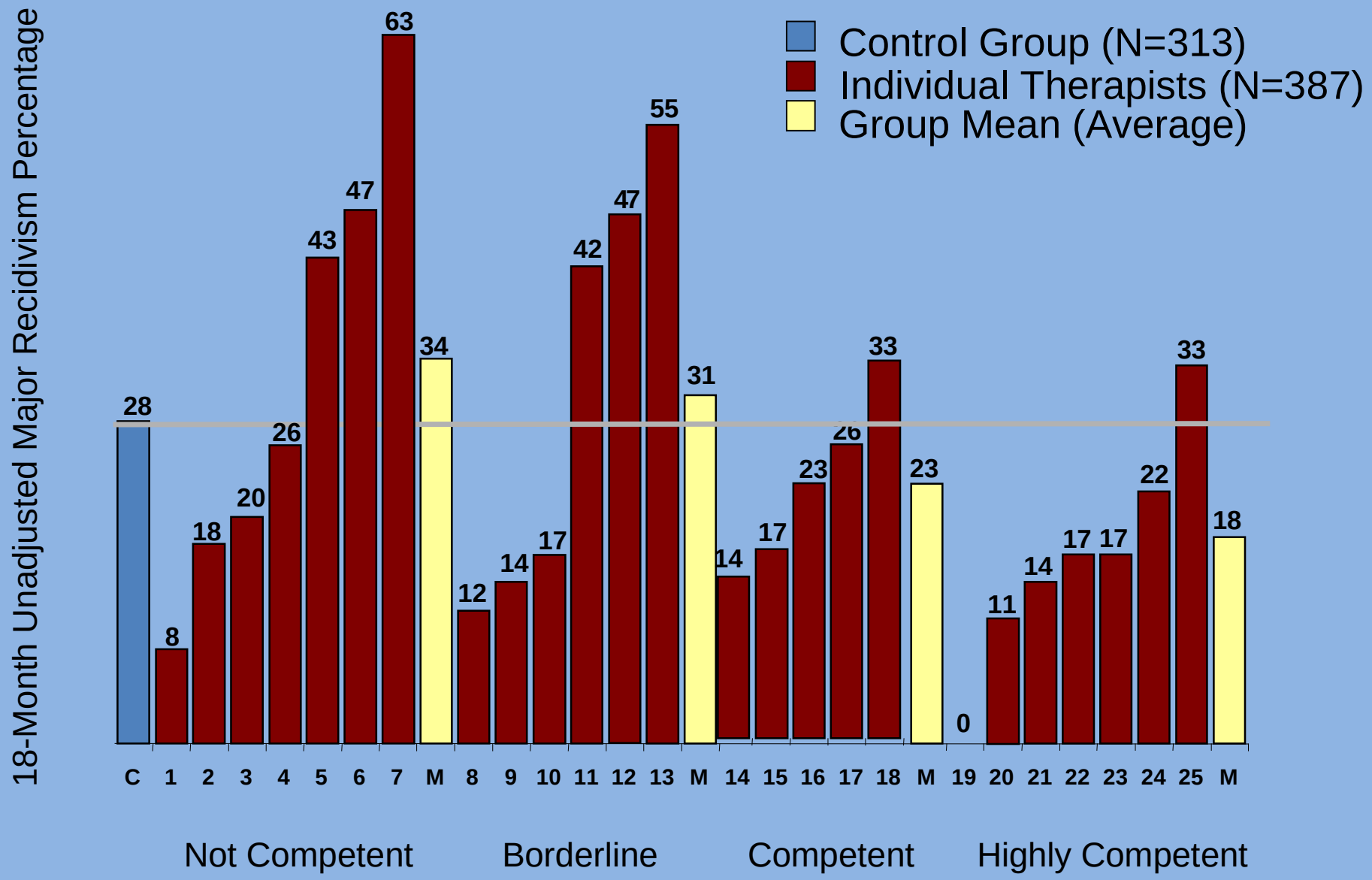
18-Month Unadjusted Major Recidivism Percentage
Control Group (N=313)
Individual Therapists (N=387)
Group Mean (Average)
28
8
18
20
26
43
47
63
34
12
14
17
42
47
55
31
14
17
23
26
33
23
0
11
14
17
17
22
33
18
C 1 2 3 4 5 6 7 M 8 9 10 11 12 13 M 14 15 16 17 18 M 19 20 21 22 23 24 25 M
Not Competent
Borderline
Competent
Highly Competent

Effects of MPP on Effects on Cigarette Use 42 Schools & 5,000 students

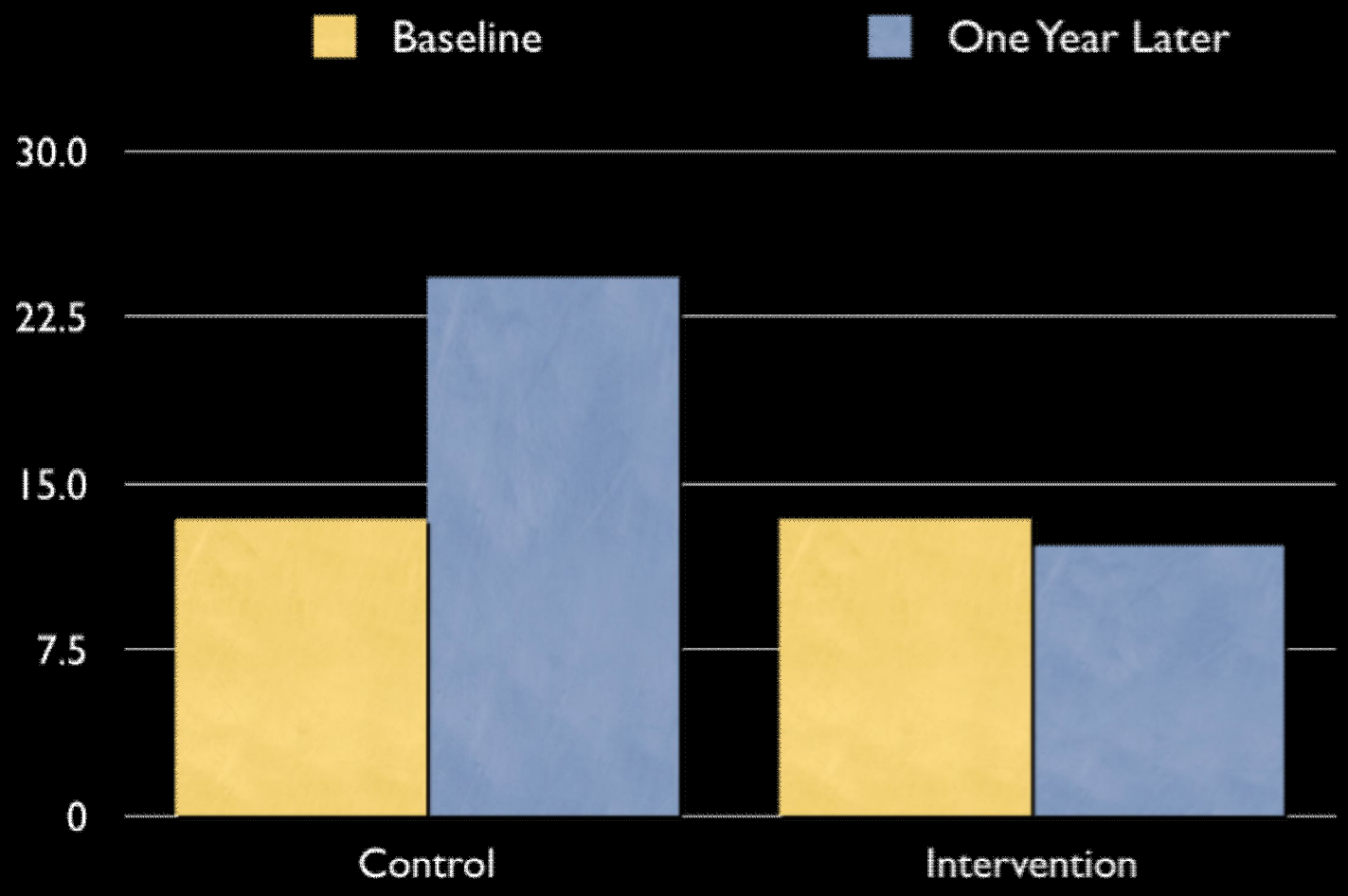

From Pentz et. al. 1990

Effects of MPP on Effects on Cigarette Use 42 Schools & 5,000 students

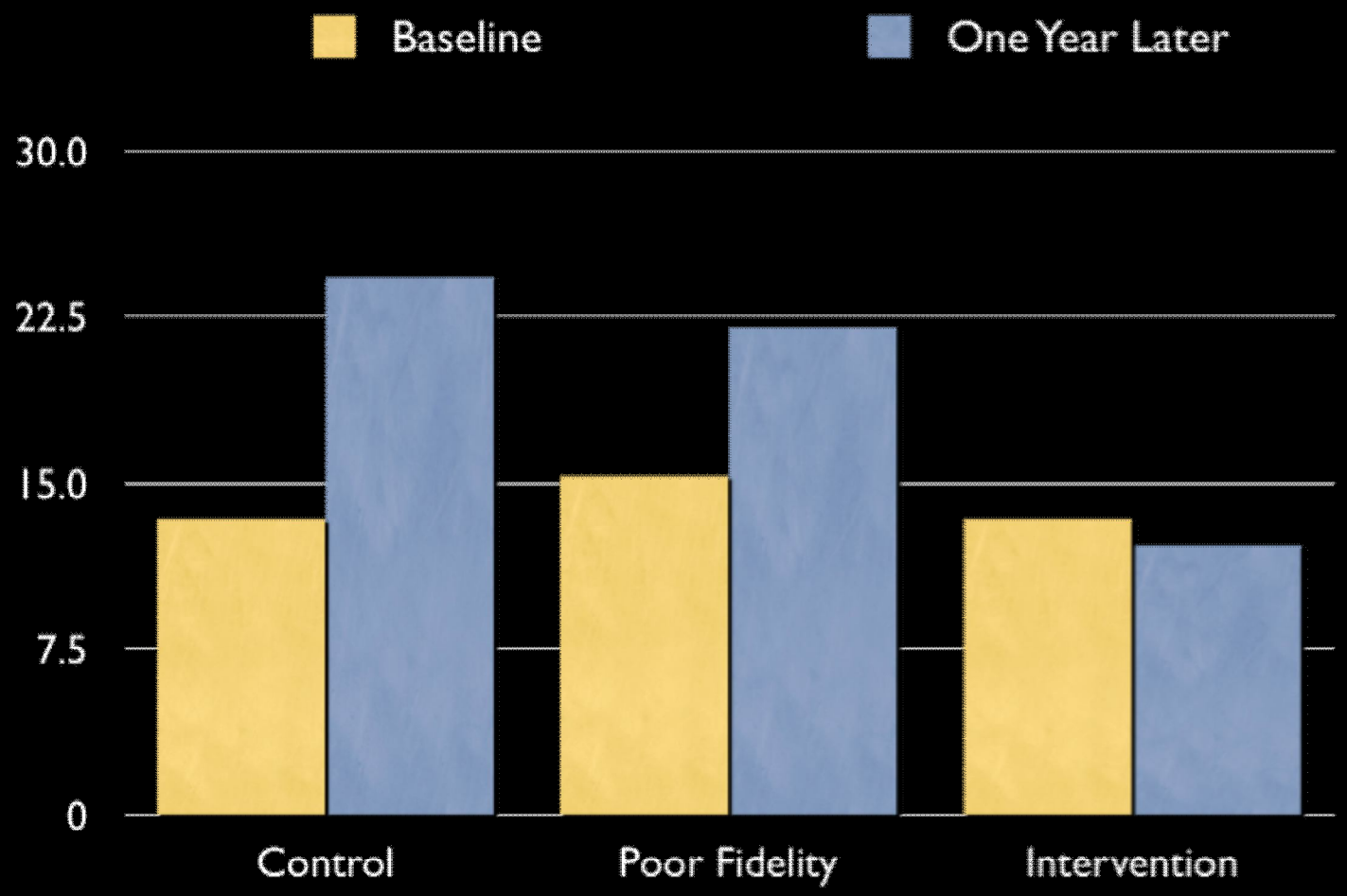

From Pentz et. al. 1990