Understanding the national data: the higher education academy's Postgraduate Taught Experience Survey (PTES)

Professor Craig Mahoney
Chief Executive
Higher Education Academy

Higher Education Academy - Surveys

The Higher Education Academy

Postgraduate Taught Experience Survey

We deliver:

- National PG surveys:
  - PTES (annual)
  - PRES (bi-annual)
- Further analysis of NSS
  - by discipline, nation, demographics
- Events and Consultancy
  - on using survey data for enhancement

The Higher Education Academy

The Postgraduate Taught Experience Survey

- Annual UK-wide survey of taught postgraduates
- Optional for institutions
- Institutional results are confidential
  = no league tables
- Benchmarking clubs
- Aim to inform enhancement

PTES Design

- National survey draws on NSS and PRES/PREQ
  - Motivations
  - Experience and satisfaction
  - Depth of learning and skills
  - Demographics
- Institutions can add their own questions
- Survey administered online
- Included in HEA subscription

Growth in Participation

The Higher Education Academy
Postgraduate Taught Experience Survey

Year	Institutions	Respondents
2009	30	14,421
2010	76	32,638
2011	81	38,756

The Higher Education Academy

Demographics

	PTES 2011	HESA 09/10
Male	43.3%	49.3%
Female	56.7%	50.7%

Full-time	63.3%	55.3%
Part-time	36.0%	44.7%

UK	60.3%	55.5%
Other EU	10.4%	8.8%
International (Non-EU)	27.3%	35.6%

Motivations

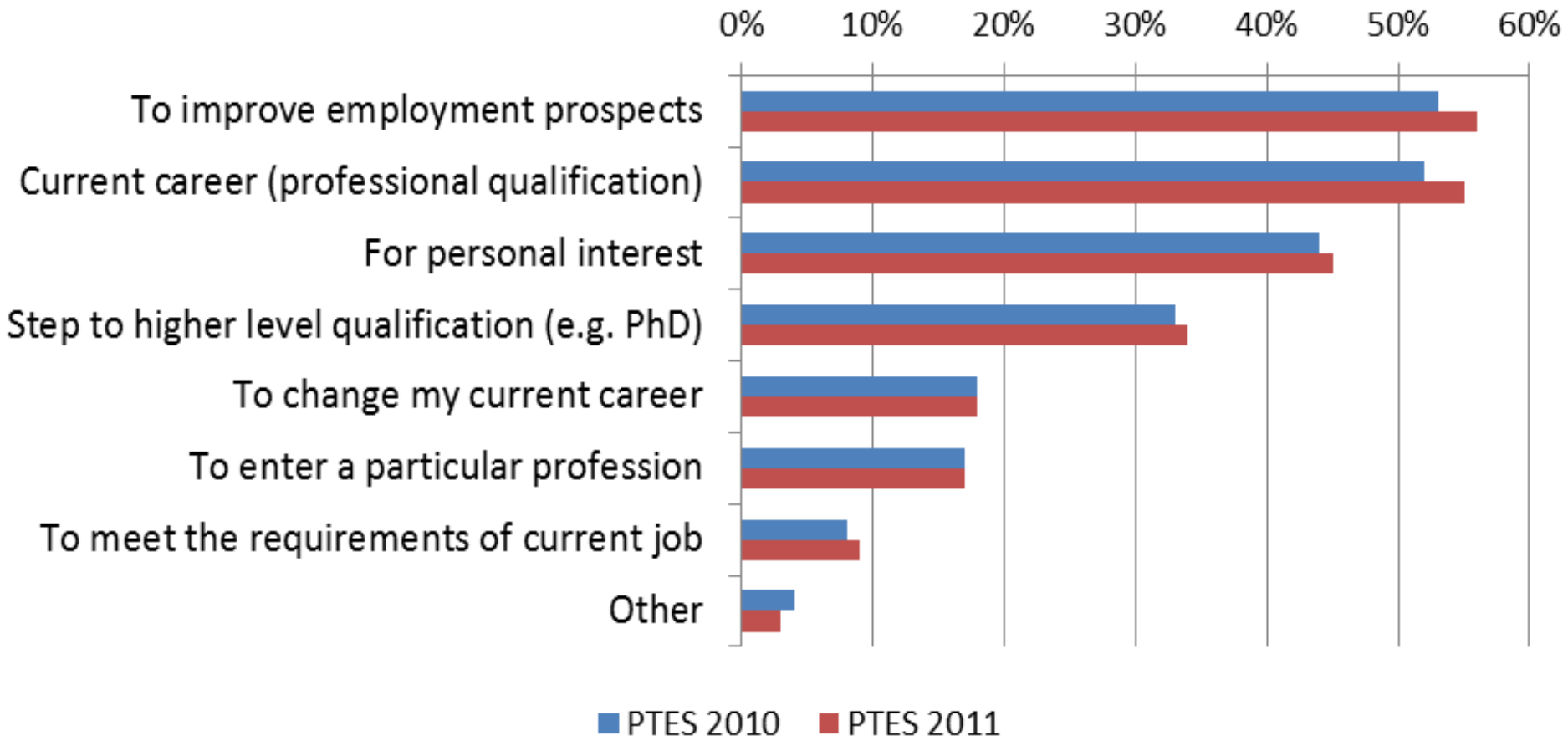

Institution and Programme Choice

The Higher Education Academy
Postgraduate Taught Experience Survey

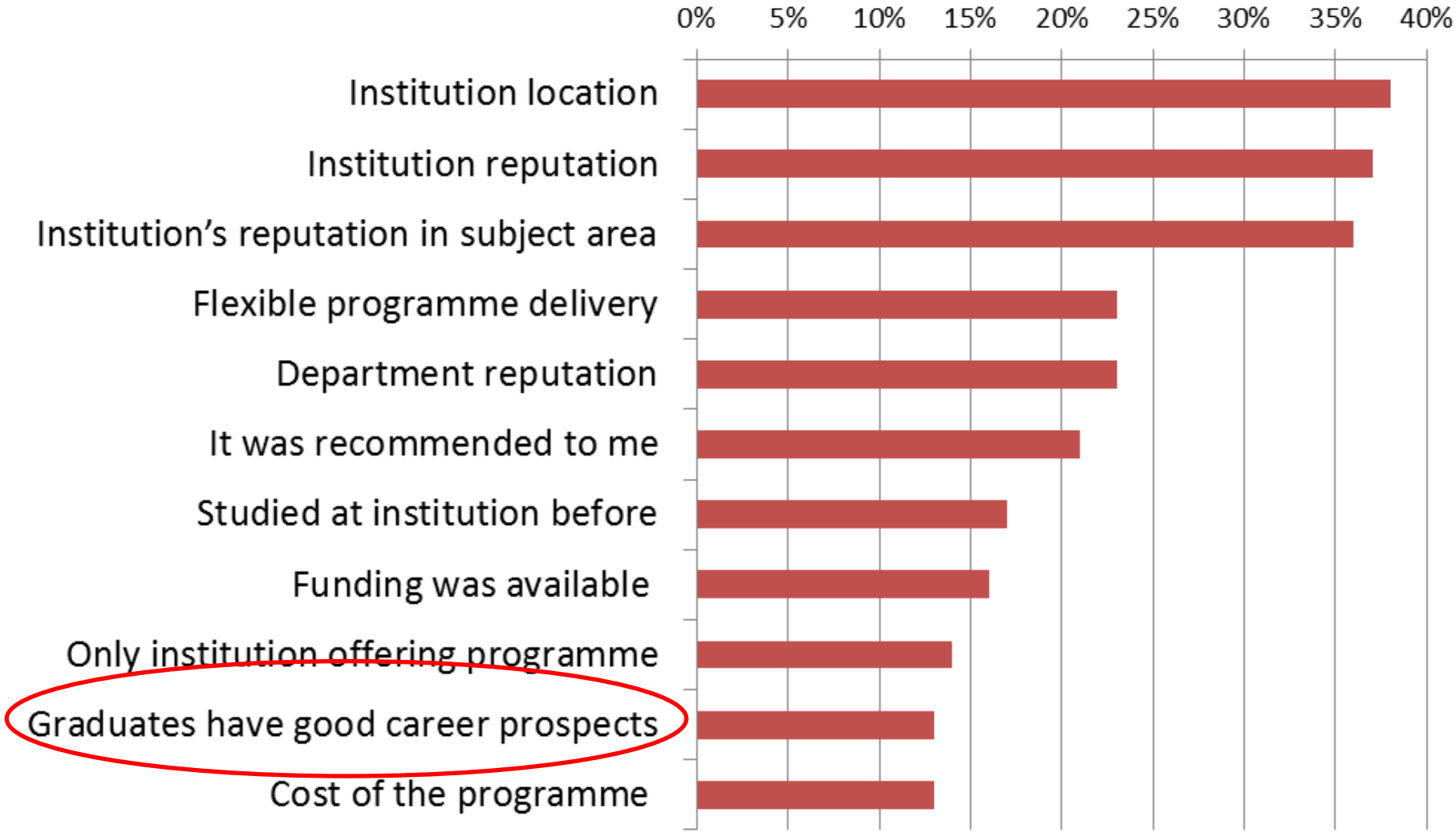

Question Scales

The Higher Education Academy

Postgraduate Taught Experience Survey

3. To what extent do you agree with the following statements regarding teaching and learning on your programme?

	Definitely disagree	Mostly disagree	Neither agree nor disagree	Mostly agree	Definitely agree	Not applicable
a. The teaching and learning methods are effective for this type of programme	○	○	○	○	○	○
b. There is sufficient contact time (face to face and/or virtual/online) between staff and students to support effective learning	○	○	○	○	○	○
c. I am happy with the teaching support I received from staff on my course	○	○	○	○	○	○
d. The course is intellectually stimulating	○	○	○	○	○	○

National Mean Scale Scores

The Higher Education Academy
Postgraduate Taught Experience Survey

	Mean
Staff	4.07
Skills and personal development	4.00
Career and professional development	3.97
Teaching and learning	3.96
Learning resources	3.96
Dissertation	3.95
Organisation and management	3.86
Assessment and feedback	3.70

The Higher Education Academy

What impacts on overall experience?

The Higher Education Academy

Postgraduate Taught Experience Survey

1. **Teaching and learning / staff**
2. Skills and personal development
3. Career and professional development
4. Organisation and management
5. Assessment and feedback

The Higher Education Academy

Teaching and Learning / Staff

The Higher Education Academy
Postgraduate Taught Experience Survey

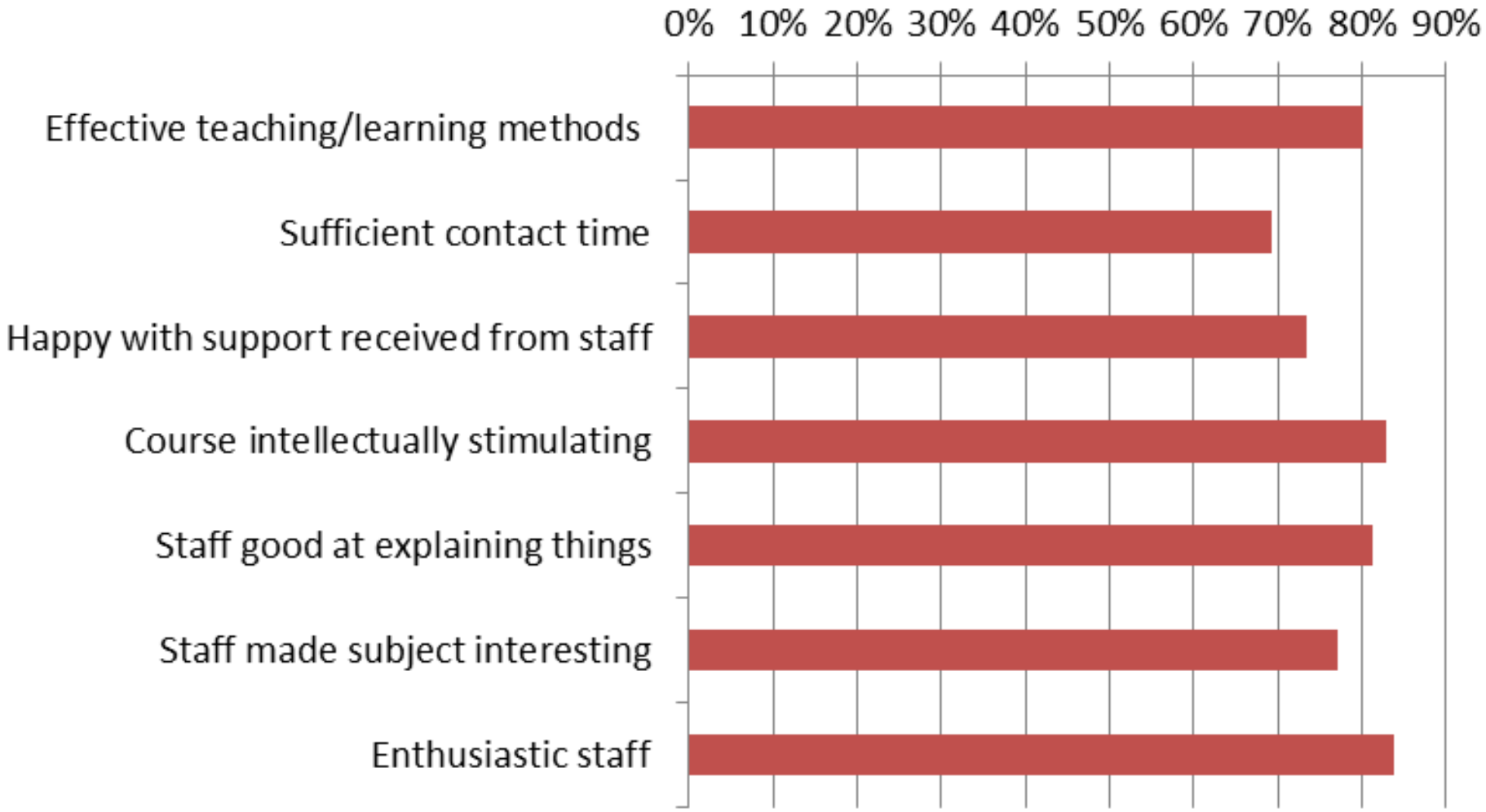

Assessment and Feedback

	Disagree	Neutral	Agree
The criteria used in marking have been made clear in advance	14.5%	12.7%	**72.8%**
Assessment arrangements and marking have been fair	10.6%	16.6%	**72.8%**
Feedback on my work has been prompt	22.6%	17.2%	**60.2%**
I received feedback in time to allow me to improve my next assignment	24.2%	16.5%	**59.3%**
I have received detailed comments (written or oral) on my work	16.8%	14.5%	**68.7%**
Feedback on my work has helped me clarify things I did not understand	18.3%	20.9%	**60.8%**

Assessment and Feedback by institution

The Higher Education Academy
Postgraduate Taught Experience Survey

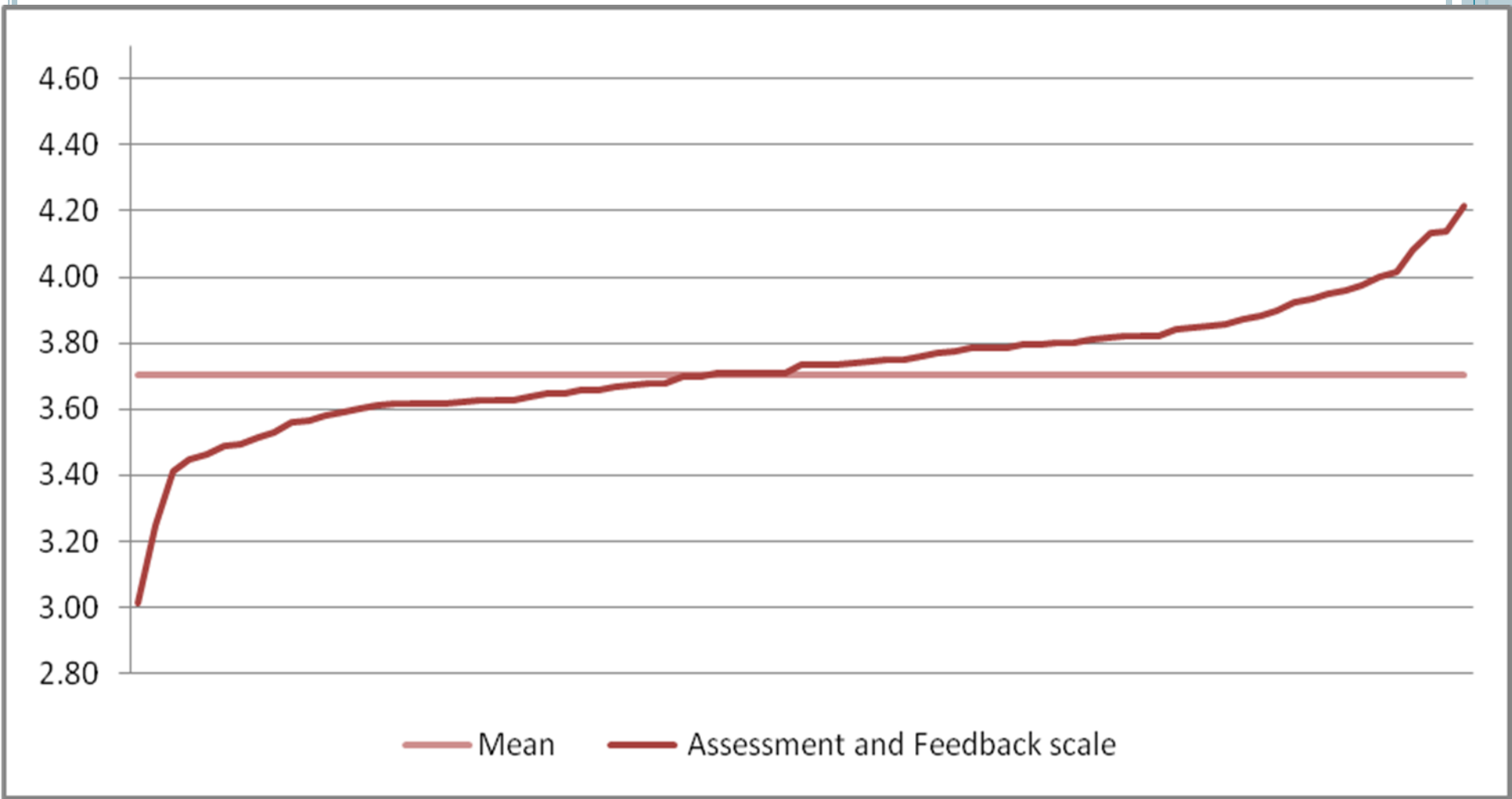

International Students

The Higher Education Academy
Postgraduate Taught Experience Survey

	Below my expectations	Exceeded my expectations
United Kingdom	13.6%	70.9%
Other European Union	12.3%	73.4%
Africa	5.0%	82.9%
Asia	8.1%	78.8%
North America	19.6%	65.4%
Overall	12.1%	73.2%

The Higher Education Academy

Enhancement

- Survey results are just the beginning
- Benchmarking with comparator Universities and within discipline areas
- Further investigation – e.g. focus groups, course feedback, peer review of teaching
- Sharing best practice – within and between Universities
- HEA enhancement events, resources and consultancy

PTES 2012

The Higher Education Academy

Postgraduate Taught Experience Survey

- HEIs can still register interest by sending short e-mail to surveys@heacademy.ac.uk ideally by 5 December
- Further information and last year's results at heacademy.ac.uk/ptes

The Higher Education Academy

The Future

- HEFCE investigating public NSS-style survey of taught postgraduates
- League tables for postgraduate courses?
- KIS data for prospective taught postgraduates?