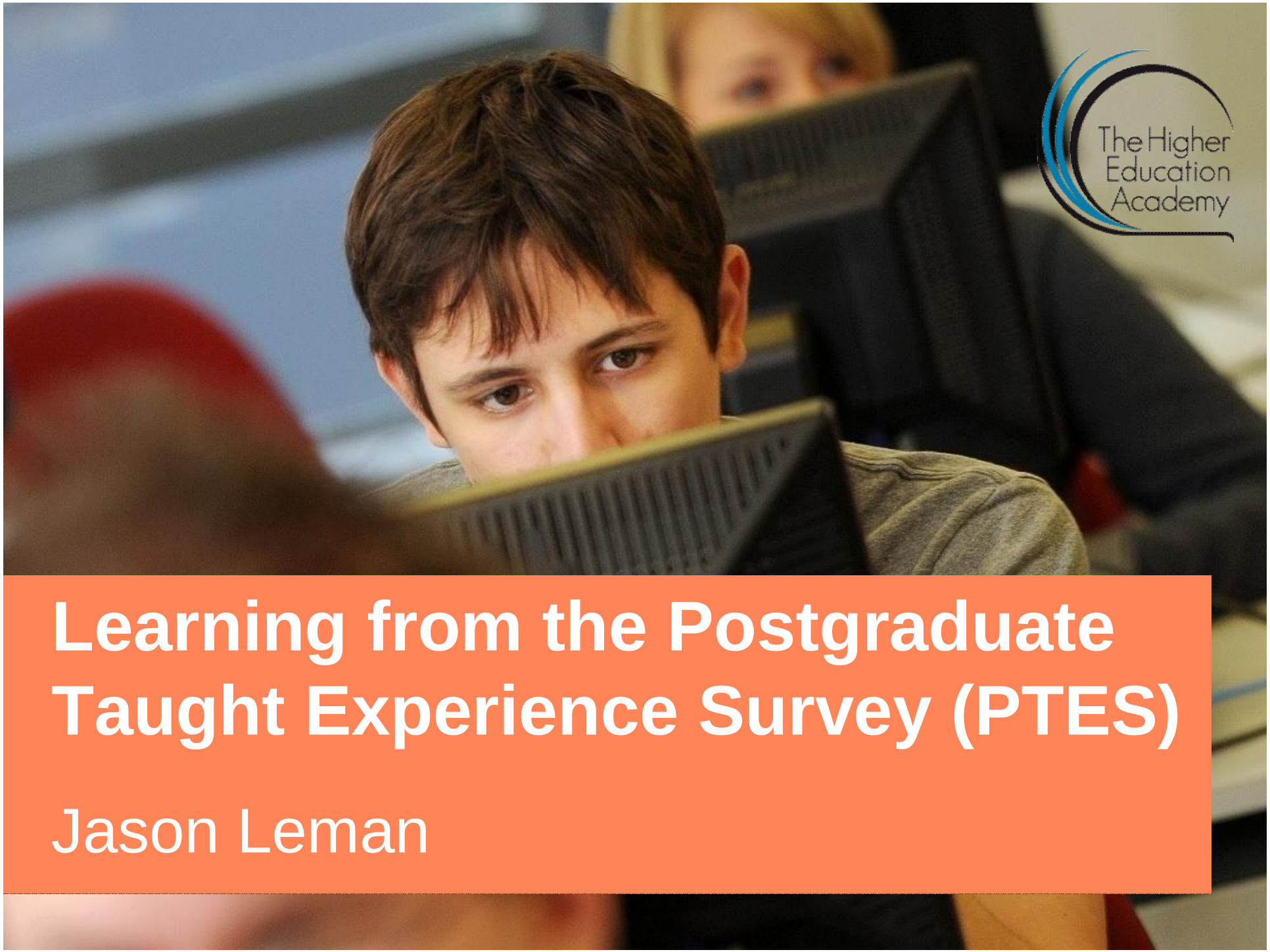

Learning from the Postgraduate Taught Experience Survey (PTES)

Jason Leman

The Higher Education Academy

- National body for enhancing learning and teaching in UK higher education
- Work in partnership with universities and sector bodies e.g. HEFCE, NUS

HEA Surveys Team

We deliver:

- National PG surveys:
  - PTES (annual)
  - PRES (bi-annual)
- Further analysis of NSS
- Events and Consultancy

skills and su to adequat	7.c My sup effort to ur difficulties	7.d I have b guidance in and refinem	7.e I have r guidance in search from	7.f My supe helpful feec
83%	77%	72%	65%	70
412	398	399	398	3
83%	71%	67%	61%	71
79%	76%	73%	59%	65
83%	69%	66%	69%	74
82%	72%	66%	61%	71
79%	72%	64%	64%	69
83%	68%	73%	65%	71
80%	73%	63%	69%	71

	disagree	disagree	agree nor disagree	agree	agree	applicable
a. I understand the required standards for the dissertation	○	○	○	○	○	○
b. My supervisor has the skills and subject knowledge to adequately support my dissertation	○	○	○	○	○	○

PTES What?

- Annual UK-wide survey of taught postgraduates since 2009
- Based on NSS, PREQ and PRES
- Institutions add their own questions
- Survey administered online within a flexible period of February to mid-June
- Benchmarking to sector and mission groups e.g. Million+, Russell Group

PTES Why?

	Teaching	Staff are good at explaining things	Staff made the subject interesting	Staff are enthusiastic about what they are teaching	The course is intellectually stimulating
Poppleton Uni	v 80%	v 81%	v 76%	v 83%	▼ 82%
Humanities	v 76%	77%	**v 69%**	**v 75%**	v 81%
History MA	v 79%	v 83%	^ 80%	v 80%	v 74%
Psychology MSc	v 69%	v 72%	v 67%	v 72%	**^ 70%**
Sociology Dip	**^ 92%**	**^ 94%**	**^ 89%**	**92%**	**v 93%**

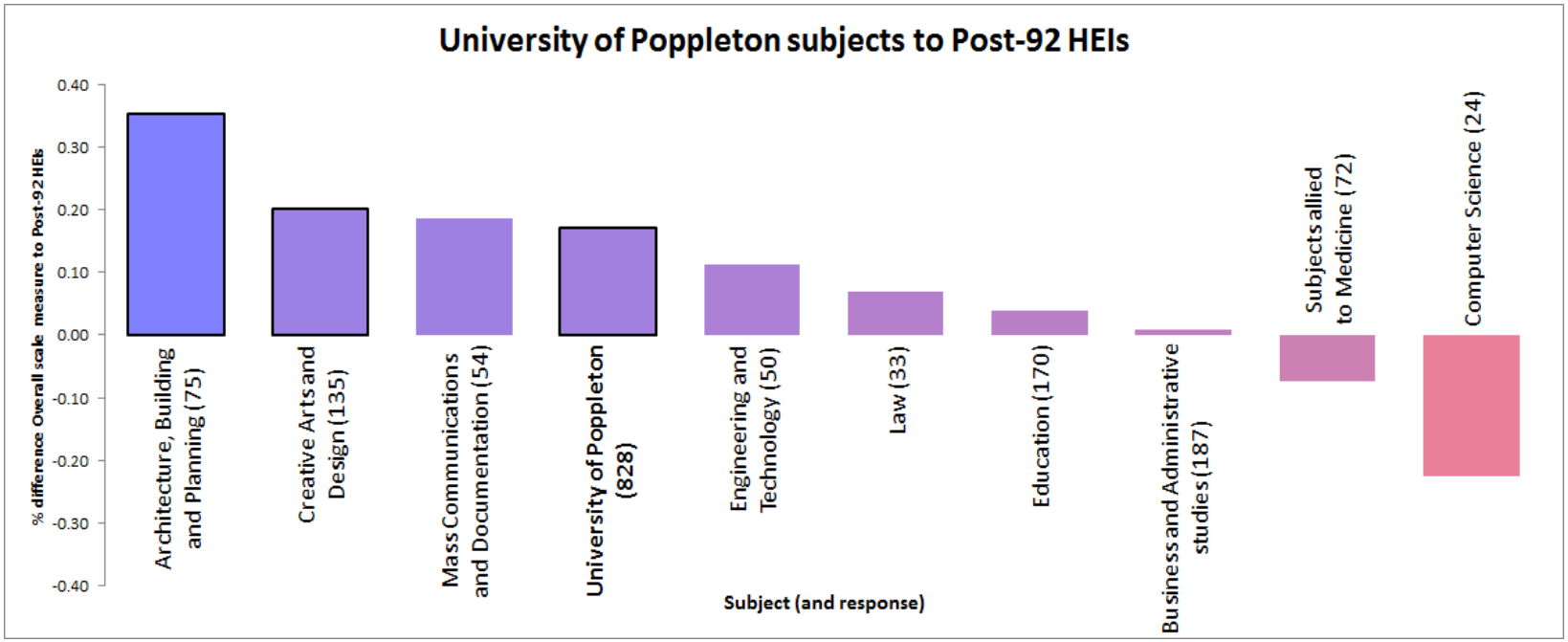

PTES Who?

80% Taught Masters e.g. MA, MSc, MBA, LLM

10 % PGC

8% PG Dip

PTES Who?

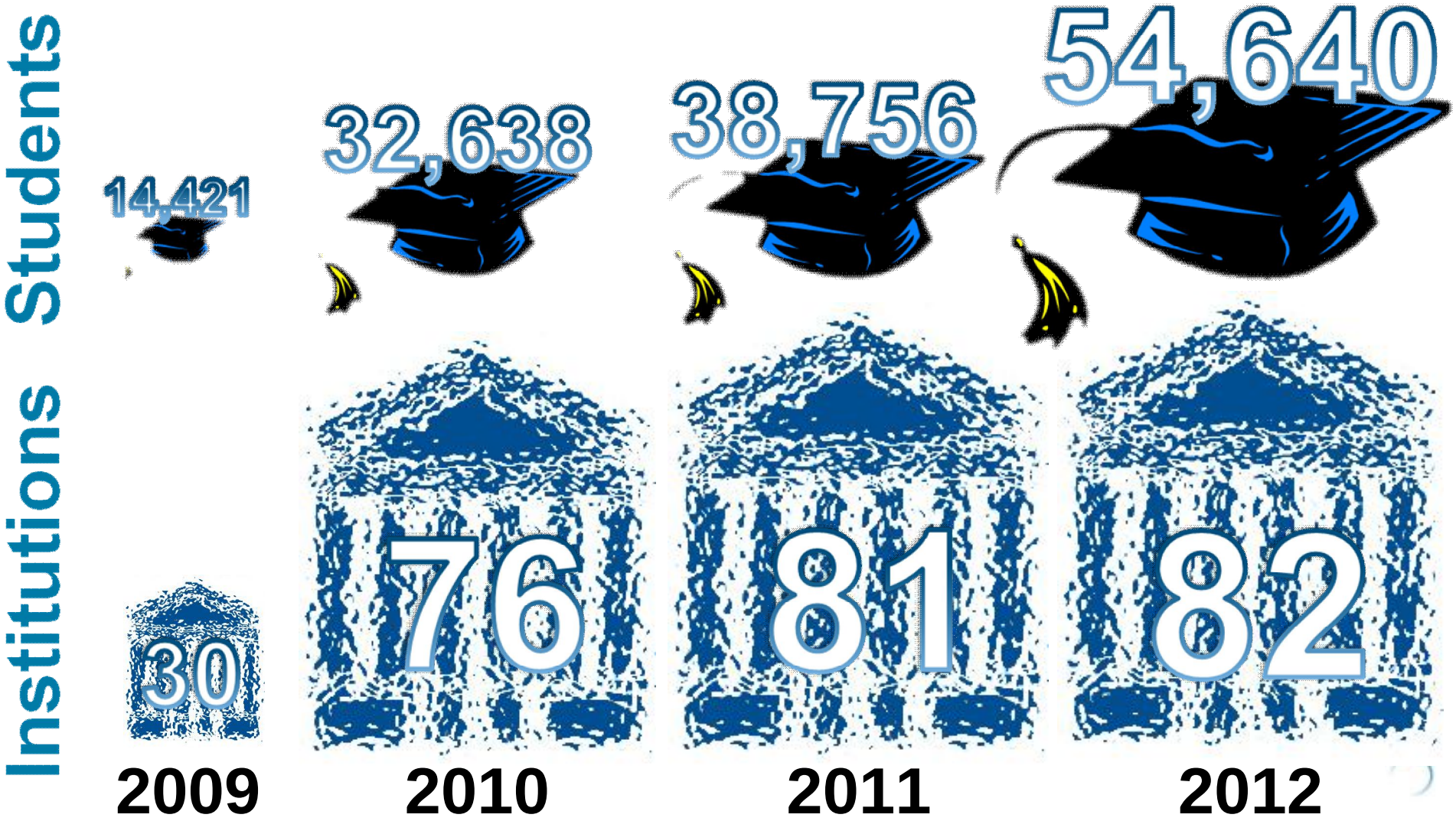
Institutions
Students
14,421
32,638
38,756
54,640
30
76
81
82
2009
2010
2011
2012

Impacts on overall experience

1. Teaching and learning / staff

2= Career and professional development

2= Organisation and management

2= Skills and personal development

5. Assessment and feedback

Teaching & Learning

Staff are enthusiastic	Sufficient contact time
83%	68%

Perceptions of, and contact with, staff (% agree)

Choice

Full-time

Part-time

Teaching & Learning vs. Choice

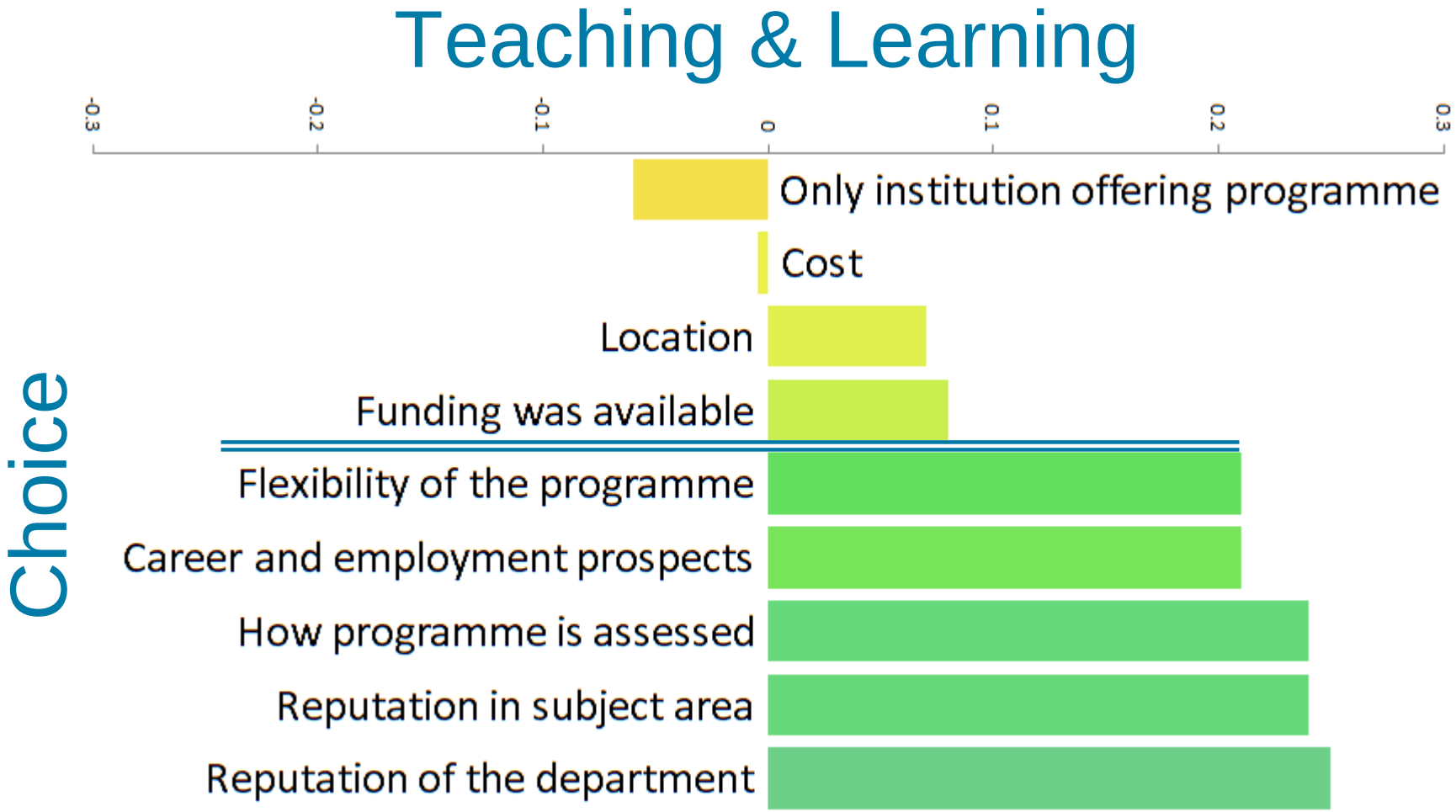

Expectations and experience

	Exceeded expectations	Teaching and Learning (% agree)	Teaching and Learning (% disagree)
Asia	80%	73%	12%
Africa	78%	82%	10%
UK	72%	77%	15%
Europe	71%	75%	14%
Middle East	71%	73%	13%
North America	67%	74%	16%

From Tickboxes…

PTES is great at indicating where we need to look at in depth…



…but to find out **why** there are differences we need to go further.

…to a Better Experience

- Focus groups, student engagement, peer reviews of teaching
- Sharing best practice – within and between Universities
- HEA enhancement events, resources and consultancy

www.heacademy.ac.uk/PTES