School of Business and Management

Research Excellence Framework Conference
Monday 17 September 2012

Alternative methods to determine research quality

Michael Rowlinson
Professor of Organization Studies
Co-editor *The Association of Business Schools Academic Journal Quality Guide* (version 4, 2010)

The *ABS Guide* lists 823 journal titles with Quality Ratings

Quality Rating	Meaning of Quality Rating	No. and (%)
4*	World Elite Journals - a small number of grade four journals recognized worldwide as exemplars of excellence.	22 (2.7%)
4	Publish the most original and best executed research. High submission and low acceptance rates. Highest citation impact factors within their field.	72 (8.7%)
3	Typically good submission rates and very selective. Fair to good citation impact factors relative to others in their field.	230 (27.9%)
2	Publish original research of an acceptable standard. Well regarded journals in their particular field. Modest citation impact factors or none at all.	295 (35.8%)
1	Modest standard journals within their field. Papers refereed relatively lightly. Few journals in this category carry a citation impact factor.	204 (24.8%)

Alternative methods for assessing the quality of research outputs (RA2)

- Individualized citation metrics
  - Informed by Web of Science, Scopus, or Publish or Perish
- Journal ratings (e.g. *The ABS Guide*)
  - Informed by citation impact factors, peer review, or a hybrid combination
- Peer review (e.g. Bus and Mgt REF panel)
  - Informed by expert judgment

Business & Management in RAE 2008

	UoA	no subs	FTEs	mean size	% of FTEs
Business and Management Studies	36	90	3338	37	6.4%
Biological Sciences	14	52	2354	45	4.5%
English Language and Literature	57	87	1851	21	3.5%
Computer Science and Informatics	23	81	1839	23	3.5%
History	62	83	1761	21	3.4%
Art and Design	63	72	1701	24	3.2%
Education	45	82	1696	21	3.2%
Physics	19	42	1686	40	3.2%
Law	38	67	1671	25	3.2%
Psychology	44	76	1659	22	3.2%
totals		2363	52409	22	100.0%

HESA summary of student numbers

Subject Area	2010/11	%of total
Business & administrative studies	358,295	14.3%
Subjects allied to medicine	299,800	12.0%
Education	223,730	8.9%
Social studies	218,135	8.7%
Biological sciences	190,035	7.6%
Creative arts & design	176,700	7.1%
Engineering & technology	160,885	6.4%
Languages	134,720	5.4%
All Subjects	2,501,295	100.0%

RAE2008 Cum % bus & mgt outputs in journals

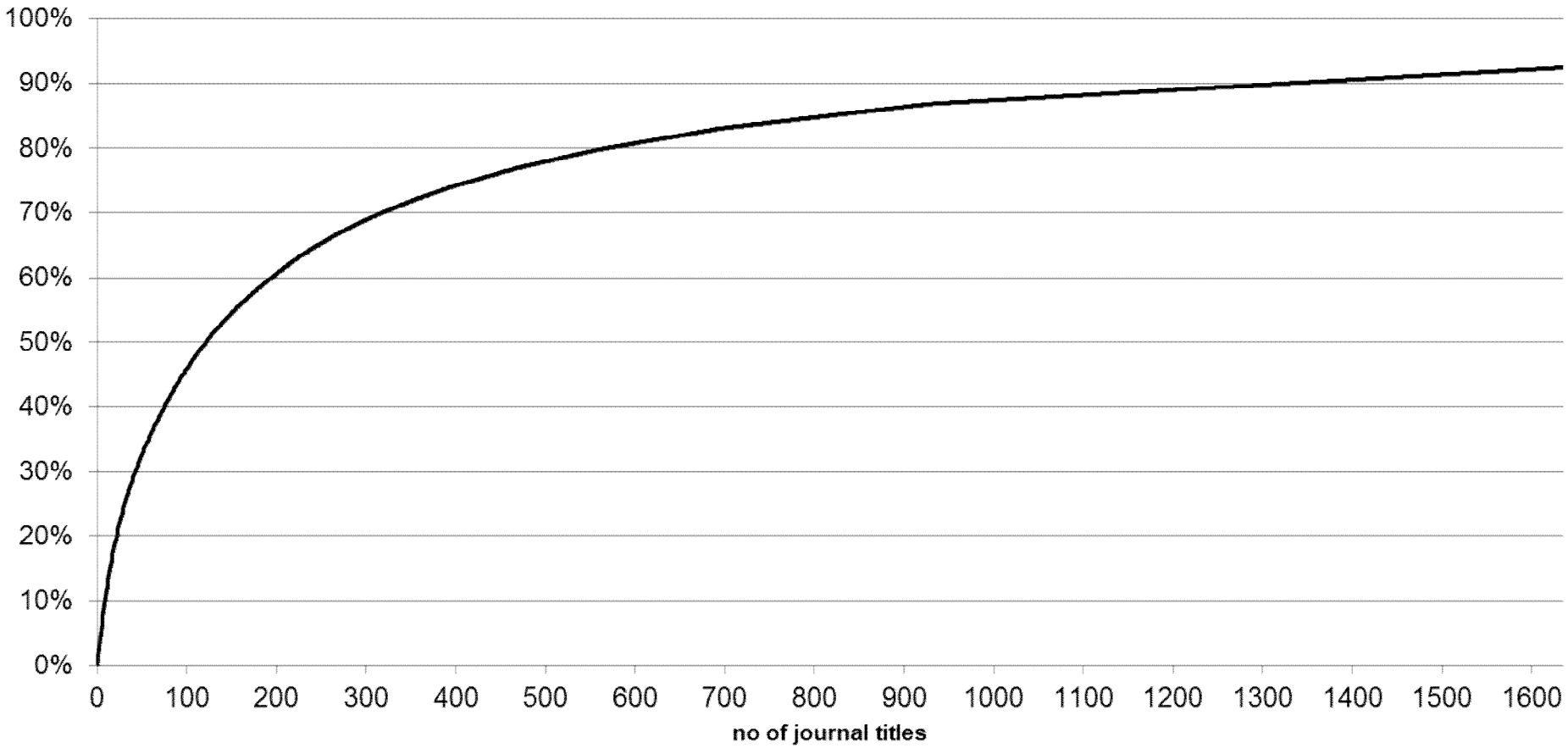

Estimated RAE grades and ABS ratings for journals

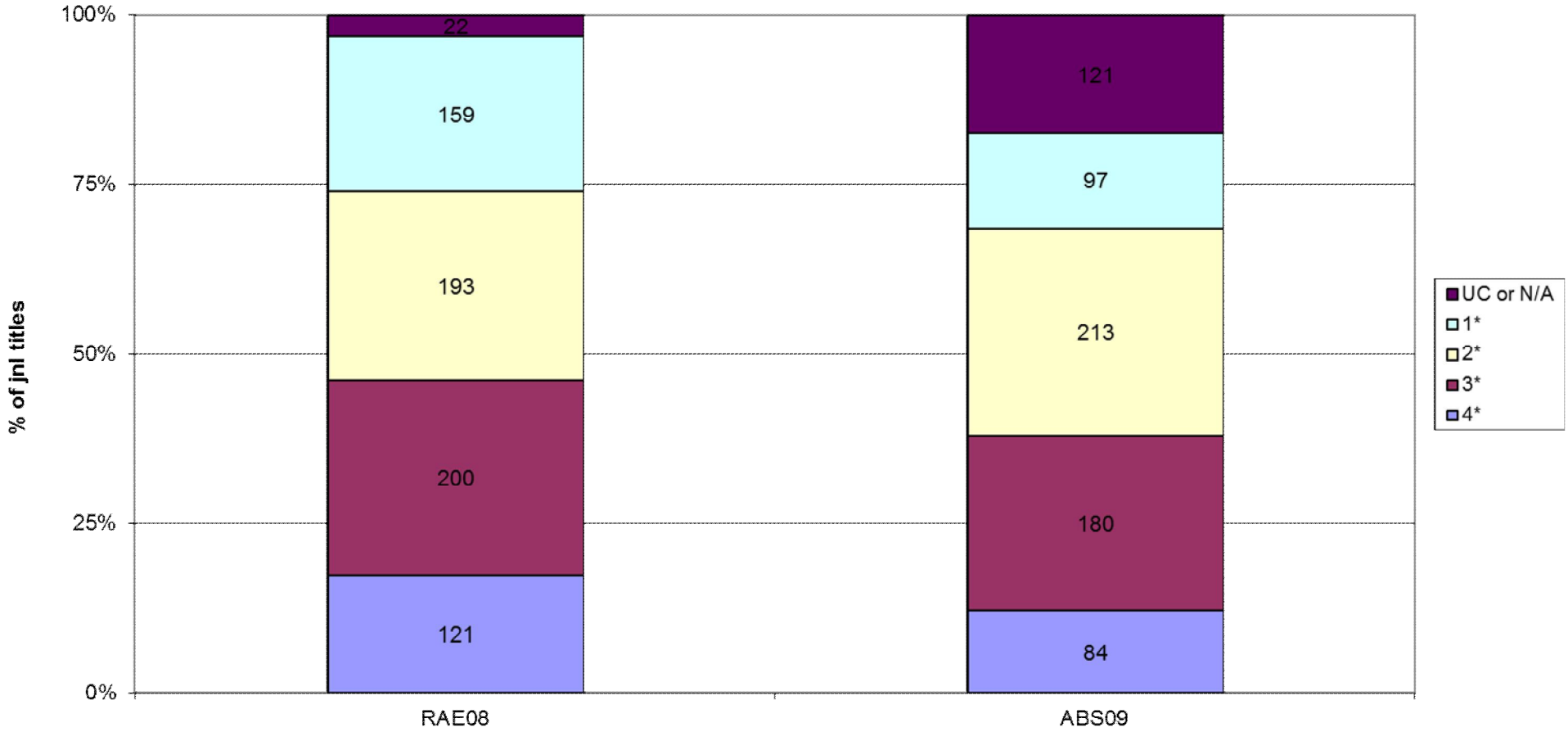
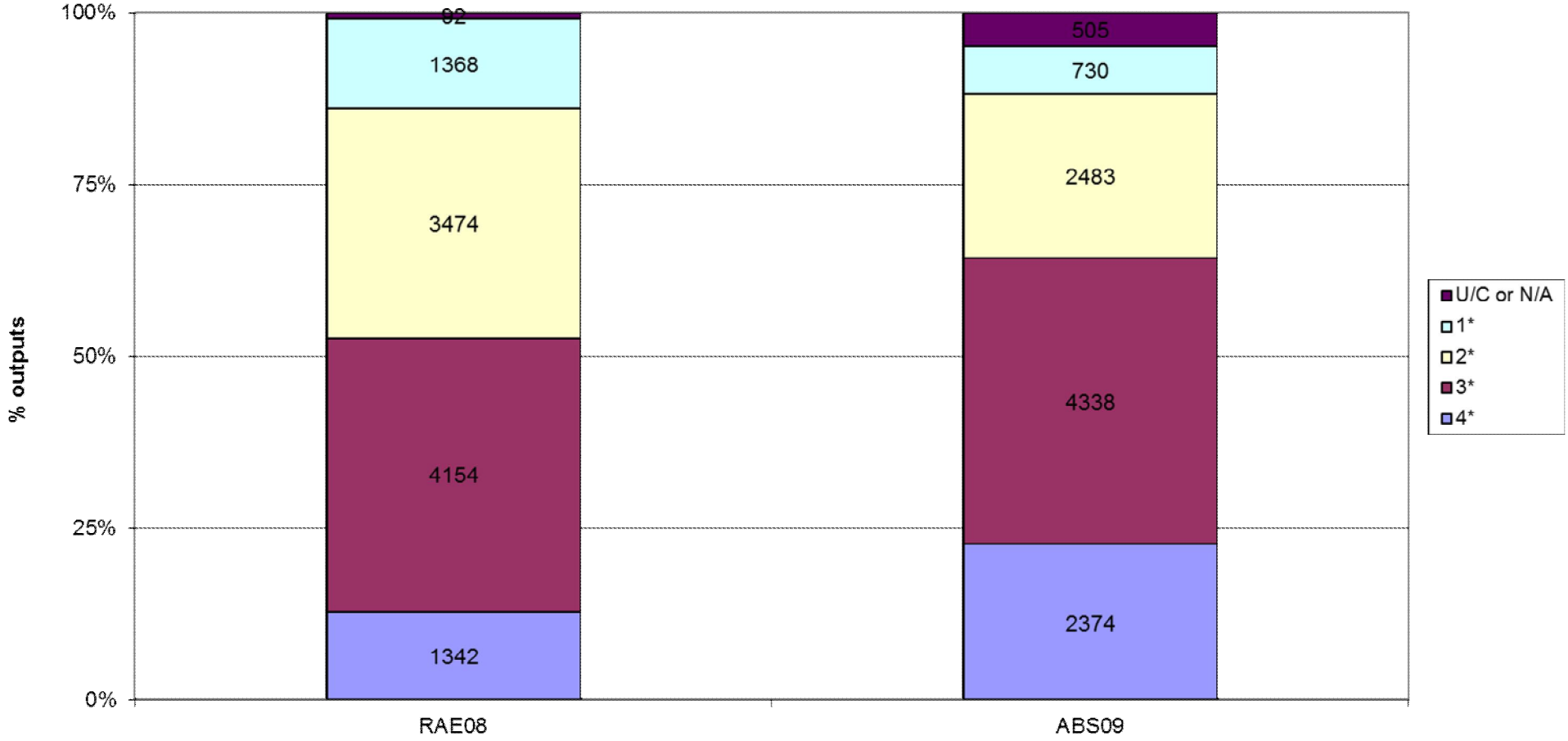
Estimated RAE grades and ABS ratings for outputs