Higher Education in FE Colleges NSA Conference



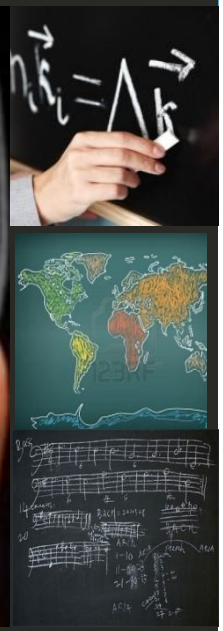

HE in FE Colleges and the National Student Survey

Sami Benyahia, Ipsos MORI, Higher Education Research Director

London, 11 Oct 2012

Ipsos MORI

The National Student Survey (NSS)

- A student experience survey
- Census, UK final year undergraduates
- Conducted by Ipsos MORI for HEFCE (HEFCW, DELNI, TDA, ...)
- Supported by NUS, UCAS, AoC...
- 427,000 students (in 2012)
- 31,000 HE students taught in the 261 FE colleges that took part in the NSS this year
- 158 Universities/HEIs

© Ipsos MORI

Students' Voice

- Since 2005

  >2,860,000 students invited to participate

  >1,768,500 taken part

- In 2012

  >287,000 respondents overall

  >20,000 taught HE in FE respondents

Results in the public domain

- Information for prospective students
- Powerful data for policy makers
- Rich data for institutions
- Unistats, Key Information Sets (KIS)
- Feeds into league tables
- Makes the news

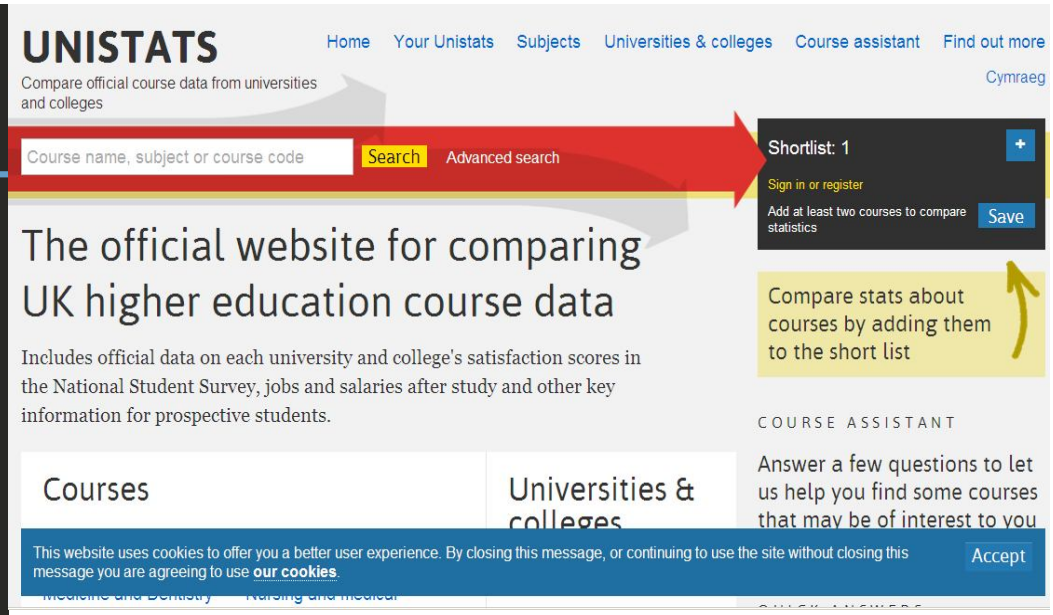

University League Table 2013

CUG Rank 2013	CUG Rank 2012	University Name	Entry Standards	Student Satisfaction
1	1	Cambridge	593	4.2
2	4	London School of Economics	526	4.0
3	2	Oxford	572	4.2
4	3	Imperial College London	553	3.9
5	5	Durham	501	4.1
6	6	St Andrews	515	4.2
6	8	Warwick	496	4.0
[illegible]	7	University	[illegible]	[illegible]

HOME | CONTACT | COMMENT | NEWS | CULTURE | RANK

'HE in FE' holds its own Student Survey

Like 0

05 February 2009
By Rebecca Attwood

Students rate the feedback they receive in further education Attwood

Students studying higher education courses in further education colleges are more satisfied with some aspects of their experience than their university counterparts.

An analysis of the 2008 National Student Survey (NSS) figures was published to coincide with a one-day event last week at Aston University that looked at "improving the HE in FE student experience".

It shows that those studying in further education colleges are, on average, happier with the assessment and feedback they receive - and just as many think that staff have made the subject interesting.

The worst student unions: how does yours compare?

Oxford University and Oxford Brookes come joint-last in terms of student satisfaction. But how does your SU compare? And can the results be trusted?

- Download the data
- Data by institution
- More data journalism and data visualisations from the Guardian

HOME | CONTACT | COMMENT | NEWS | CULTURE | RANKINGS | EXTRAS | ADV

National Student Survey - Key information may not unlock choi

Like 0

27 September 2012
By Jack Grove, Elizabeth Gibney

NSS scores' inclusion in KIS could offer perverse incentives. Jack Grove and Elizabe Gibney write

News | Sport | Weather | iPlaye

UCATION & FAMILY

eland | Scotland | Wales | Business | Politics | Health | Edu

t 11:09

880 Share

ıe organisation of
said the results

ebsite for university cou

ng given officially-approved key t university courses - with ıch it will cost, teaching hours ey are likely to earn.

OUSU voted least popular student union in the UK

Oxford University and Oxford Brookes Student Unions rated worst in the country for 'student satisfaction'

Samuel Rodrigues on Wednesday 3rd October 2012

Like | Send | 15 people like this. Sign Up to see what your friends

Oxford's student union has been ranked joint worst in the country according to a student satisfaction survey published last week.

Results published by the National

Oxford Student

theguardian

News | Sport | Comment | Culture | Business | Money | Life & sty

News > Education > Further education

National Student Survey 2008 - Overall satisfaction: FE colleges

Results for students studying degrees at further education institutes

The Telegraph

HOME | NEWS | WORLD | SPORT | FINANCE | COMMENT | BLOGS | CULTURE | TRAVEL | LI

Politics | Obits | Education | Earth | Science | Defence | Health | Scotland | Royal | Celebrities

University Education | University Course Finder | Student Life | League Tables | Primary | Seco

HOME » EDUCATION » UNIVERSITY EDUCATION

National student survey: UK student satisfaction reaches new record

Ipsos MORI

HE in FE

- FECs took part in the survey for the first time in 2008 (NSS Year 4)
- A slow start
  - HE not a top priority
  - Small cohorts of HE in FE leading to invisible data
  - Harder to engage FECs
  - High proportions of opt-outs
- Now FECs are doing well in many aspects
  - High response rate (65%)
  - Low opt-out rate
  - Higher levels of engagement
  - High student satisfaction

© Ipsos MORI

2012 Results

- Based on all respondents:
- 287,000 overall
- 20,000 in HE in FE
- 266,000 in HEIs
- %s exclude N/A

Flying high!

More satisfied students than any other Aerospace department in England

National Student Survey (NSS) 2010

Ipsos MORI

Teaching on my course

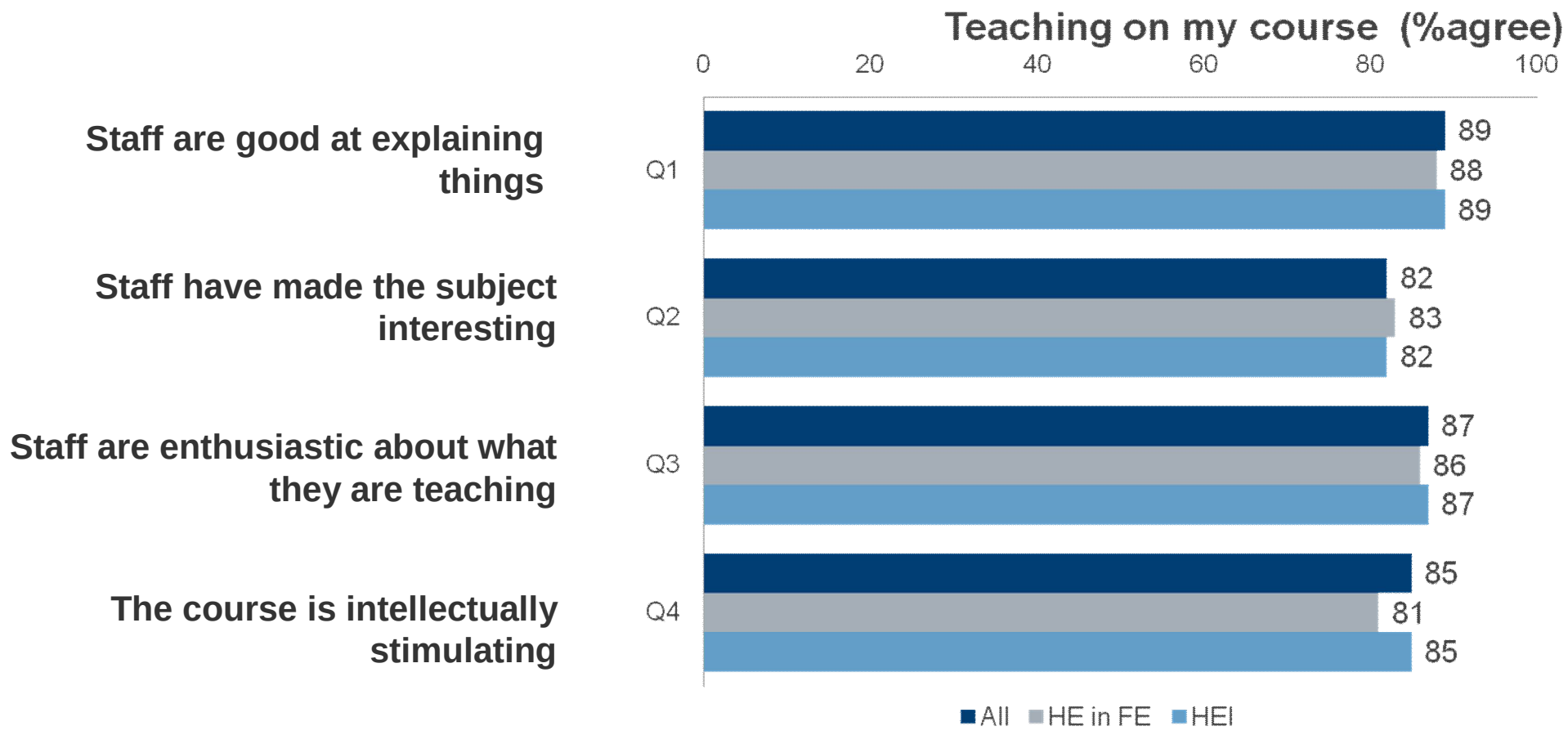

© Ipsos MORI

Assessment and feedback

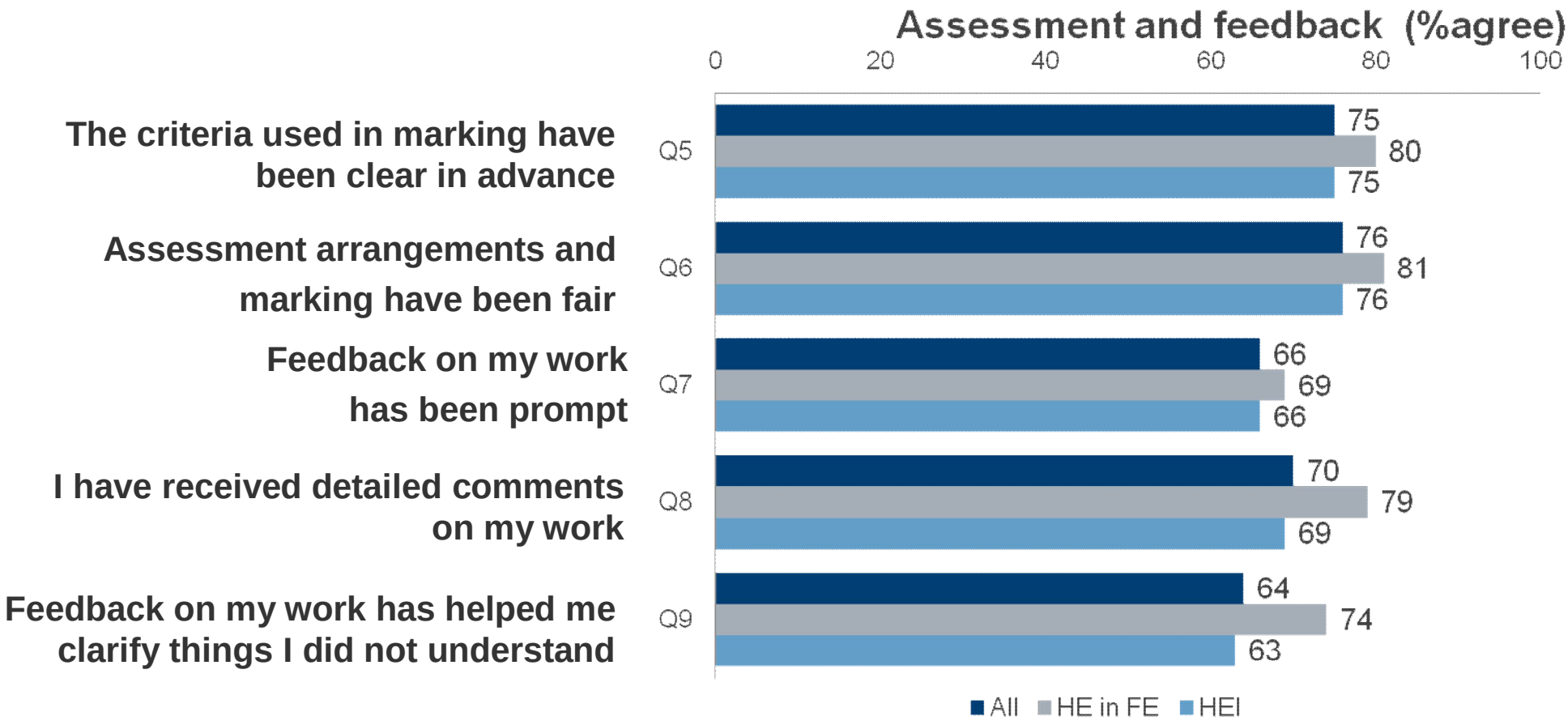

Ipsos MORI

© Ipsos MORI

Academic support

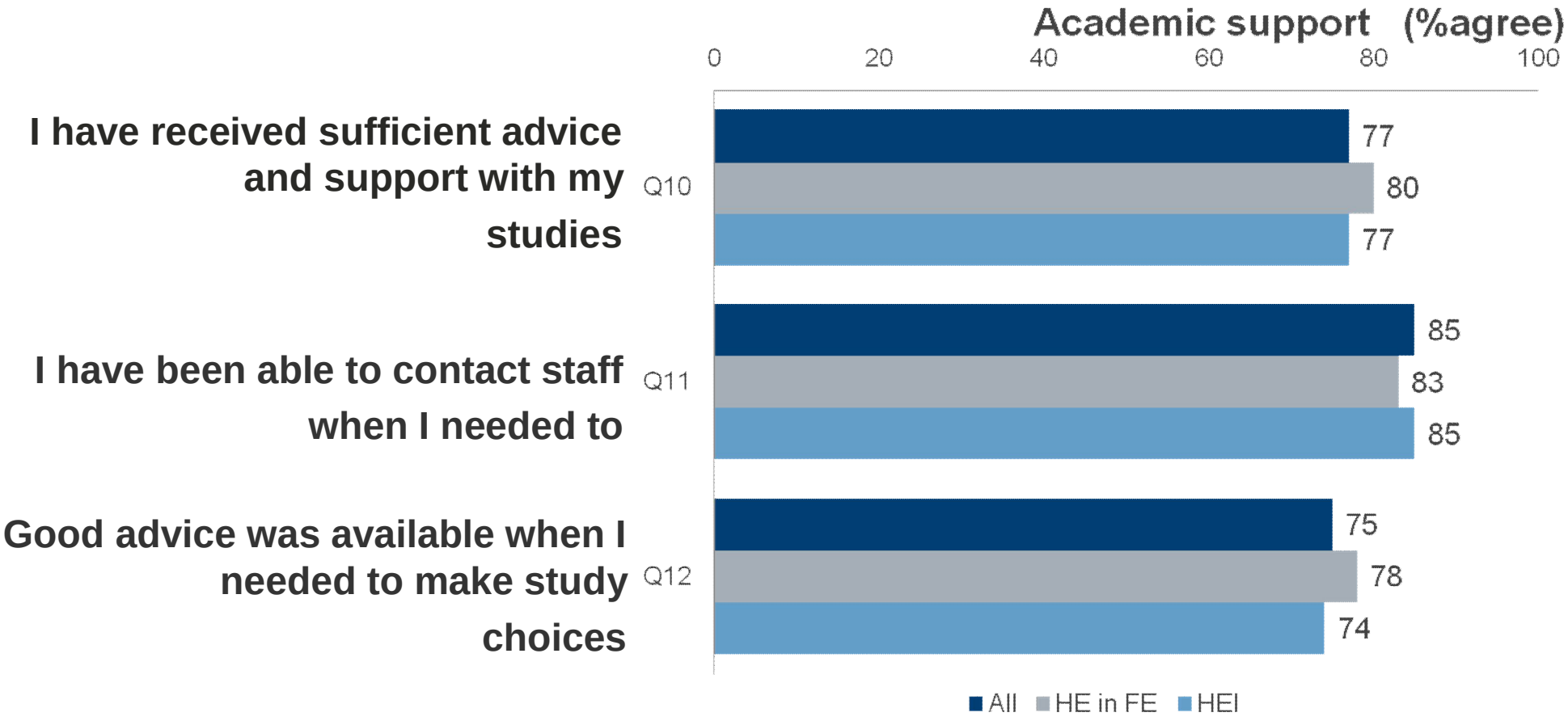

Ipsos MORI

© Ipsos MORI

Organisation and management

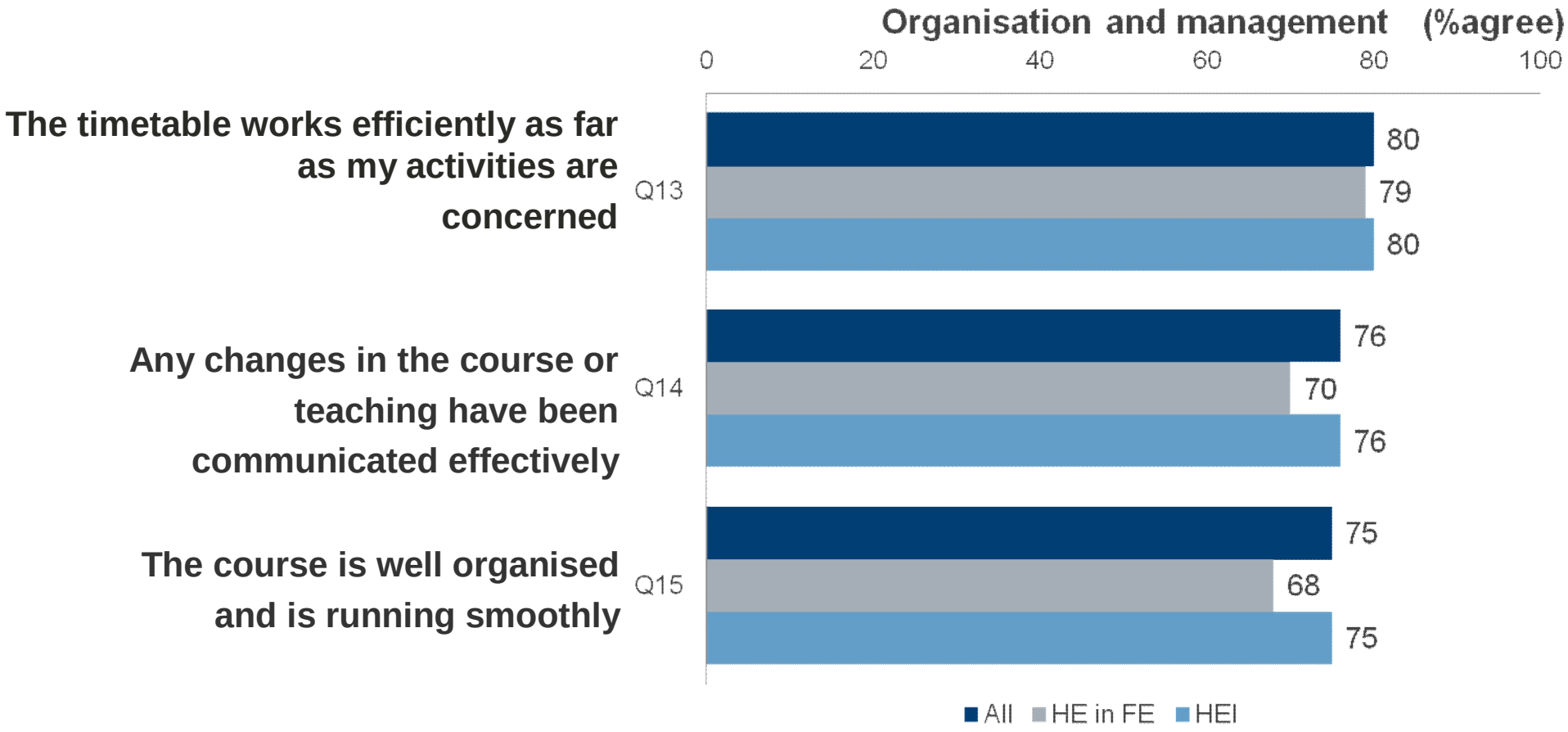

© Ipsos MORI

Learning resources

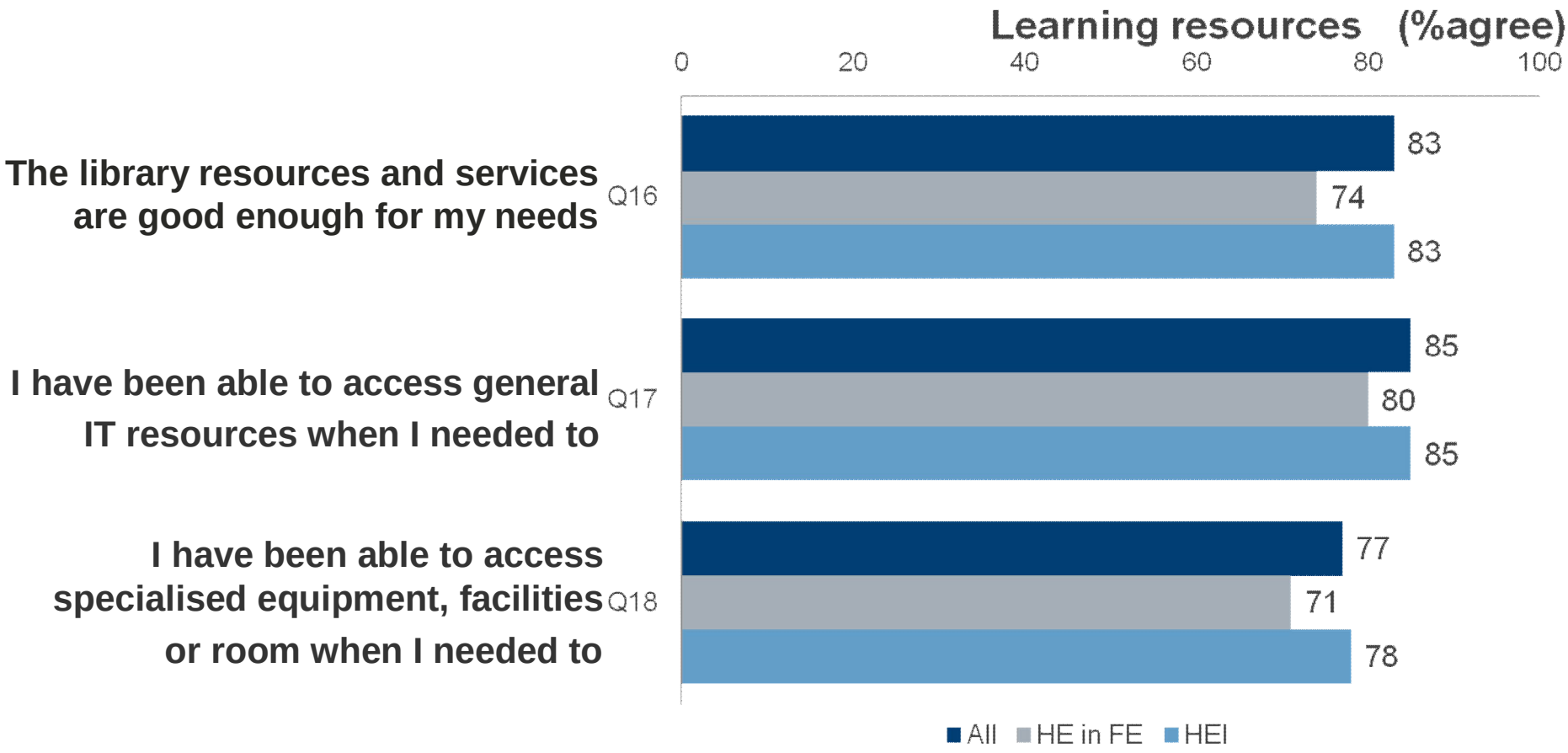

© Ipsos MORI

Personal development

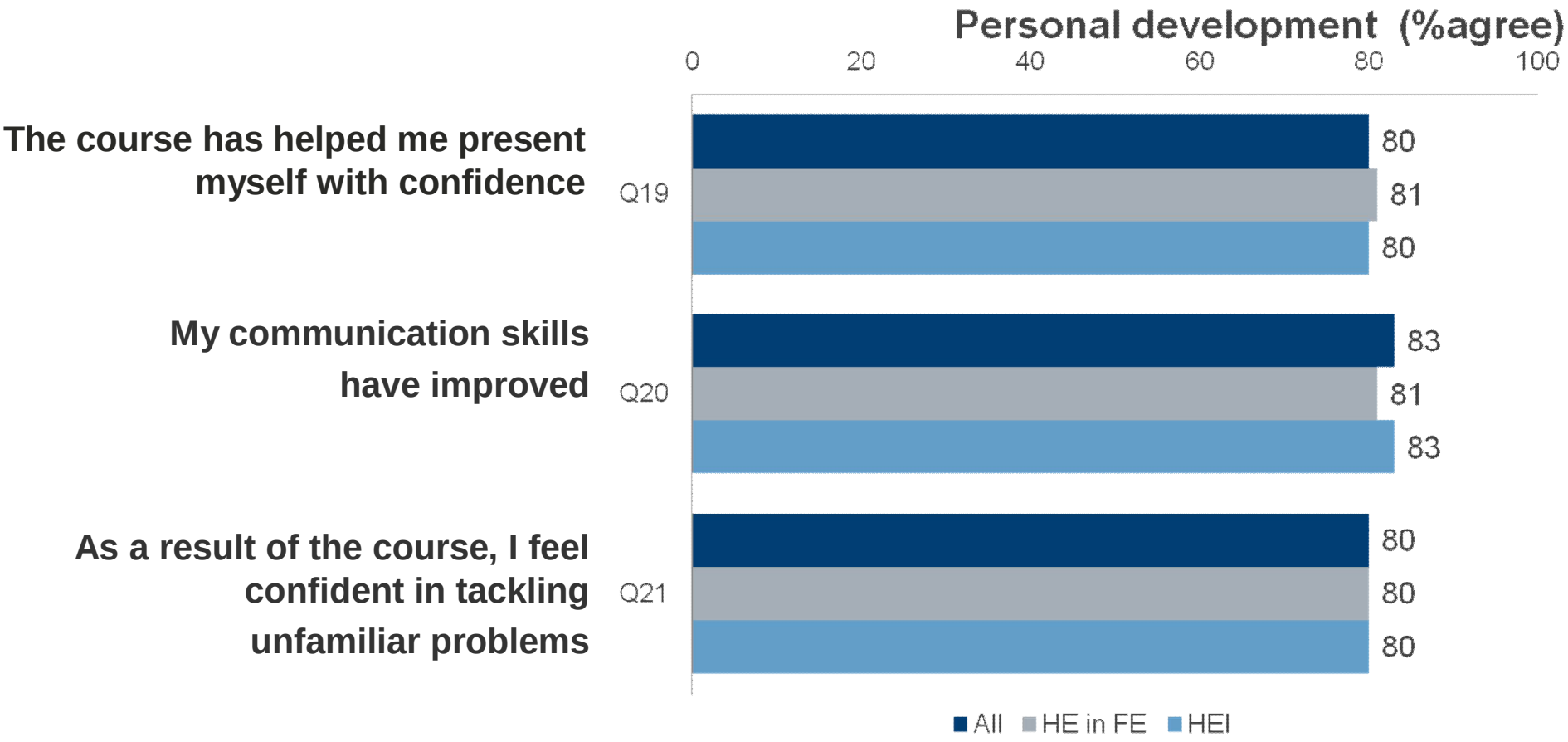

© Ipsos MORI

Overall satisfaction

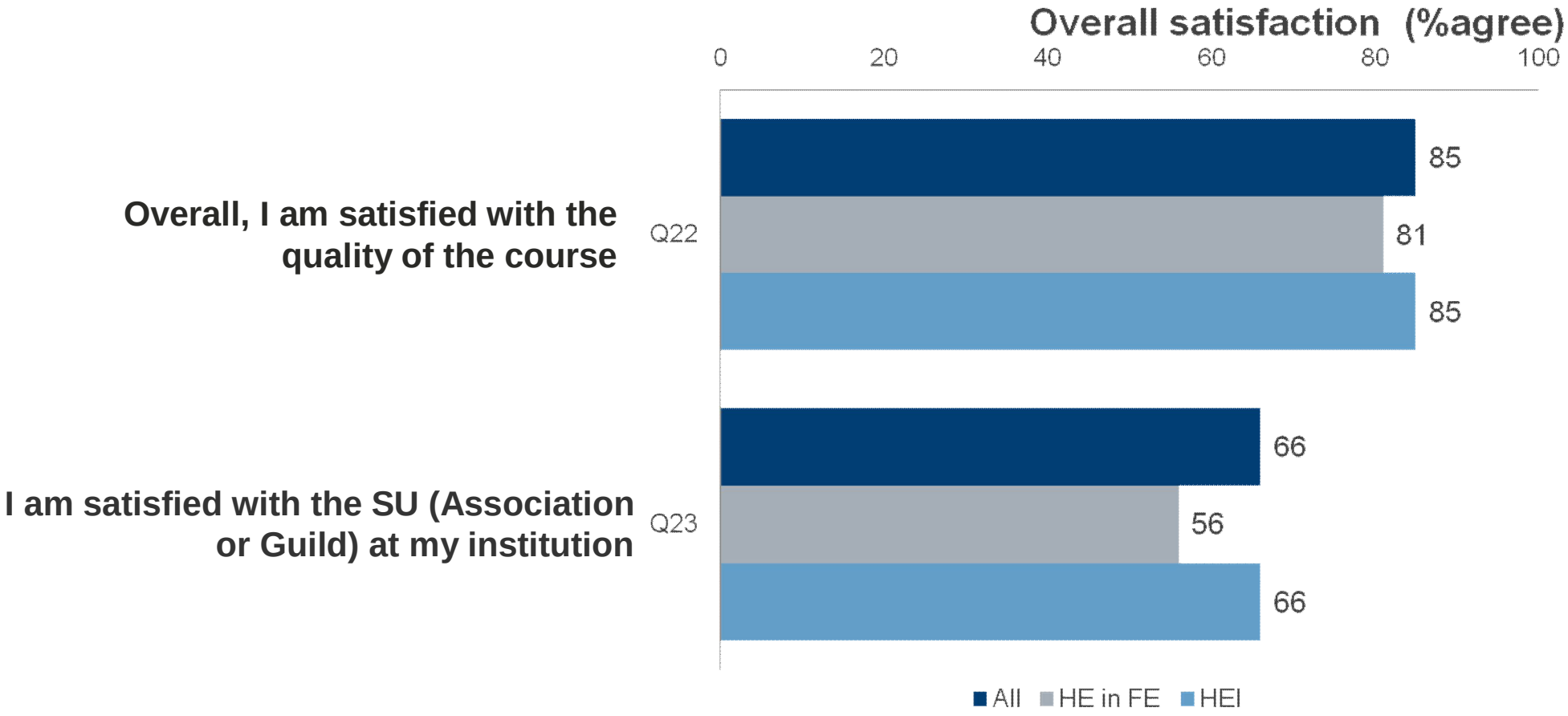

Ipsos MORI

© Ipsos MORI

Lowest overall satisfaction scores

National Student Survey

2012 national student survey question 22 by institution

Source: HEFCE

	Institution		Teaching FEC Satisfaction (%)	Benchmark (%)	+/-
173	Sussex Coast College, Hastings	England	83	77	
165	Carlisle College	England	80	78	
166	Cleveland College of Art and Design	England	83	78	
167	Furness College	England	71	78	
168	Hereford College of Arts	England	84	78	
169	Leeds College of Building	England	100	78	+
170	Plymouth College of Art	England	80	78	
171	Southampton City College	England	85	78	
172	Stourbridge College	England	84	78	
157	Bicton College	England	68	79	
158	Bishop Burton College	England	76	79	
159	Calderdale College	England	76	79	
160	Kirklees College	England	85	79	
161	Leeds College of Music	England	67	79	-
162	Northampton College	England	71	79	
163	Northbrook College, Sussex	England	80	79	
164	Tresham College of Further and Higher Education	England	82	79	
144	The Bournemouth and Poole College	England	69	80	-
145	Burton College	England	66	80	-
146	Central Bedfordshire College	England	79	80	
147	Colchester Institute	England	83	80	
148	Great Yarmouth College	England	79	80	
149	The Manchester College	England	73	80	-
150	The College of North West London	England	77	80	
151	Plumpton College	England	76	80	
152	Somerset College of Arts and Technology	England	78	80	

•Benchmarks reflect the sector average satisfaction levels but adjusted to reflect the mix of students at the institution
•+/- shows that the indicator is significantly better/worse than its benchmark.

© Ipsos MORI

Highest overall satisfaction scores

National Student Survey

2012 national student survey question 22 by institution

Source: HEFCE

	Institution		Teaching FEC Satisfaction (%)	Teaching FEC Benchmark (%)	+/-
1	Hartlepool Sixth Form College	England	100	90	
2	Taunton's College	England	97	90	
3	Stanmore College	England	89	88	
4	Aylesbury College	England	74	87	
5	East Berkshire College	England	86	87	
6	Berkshire College of Agriculture	England	54	86	-
7	Bromley College of Further and Higher Education	England	88	86	
8	Carmel College	England	87	86	
9	East Riding College	England	90	86	
10	Lambeth College	England	78	86	
11	Ruskin College	England	91	86	
12	Trafford College	England	96	86	
13	Xaverian College	England	85	86	
14	Bishop Auckland College	England	90	85	
15	Brooklands College	England	83	85	
16	East Durham College	England	93	85	
17	Northumberland College	England	85	85	
18	South Staffordshire College	England	81	85	
19	Westminster Kingsway College	England	88	85	
20	Abingdon and Witney College	England	85	84	
21	Birmingham Metropolitan College	England	82	84	
22	Burnley College	England	87	84	
23	Bury College	England	88	84	
24	Chichester College	England	76	84	
25	City and Islington College	England	69	84	-

- Benchmarks reflect the sector average satisfaction levels but adjusted to reflect the mix of students at the institution
- +/- shows that the indicator is significantly better/worse than its benchmark.

Ipsos MORI

© Ipsos MORI

Trends

Teaching on my course

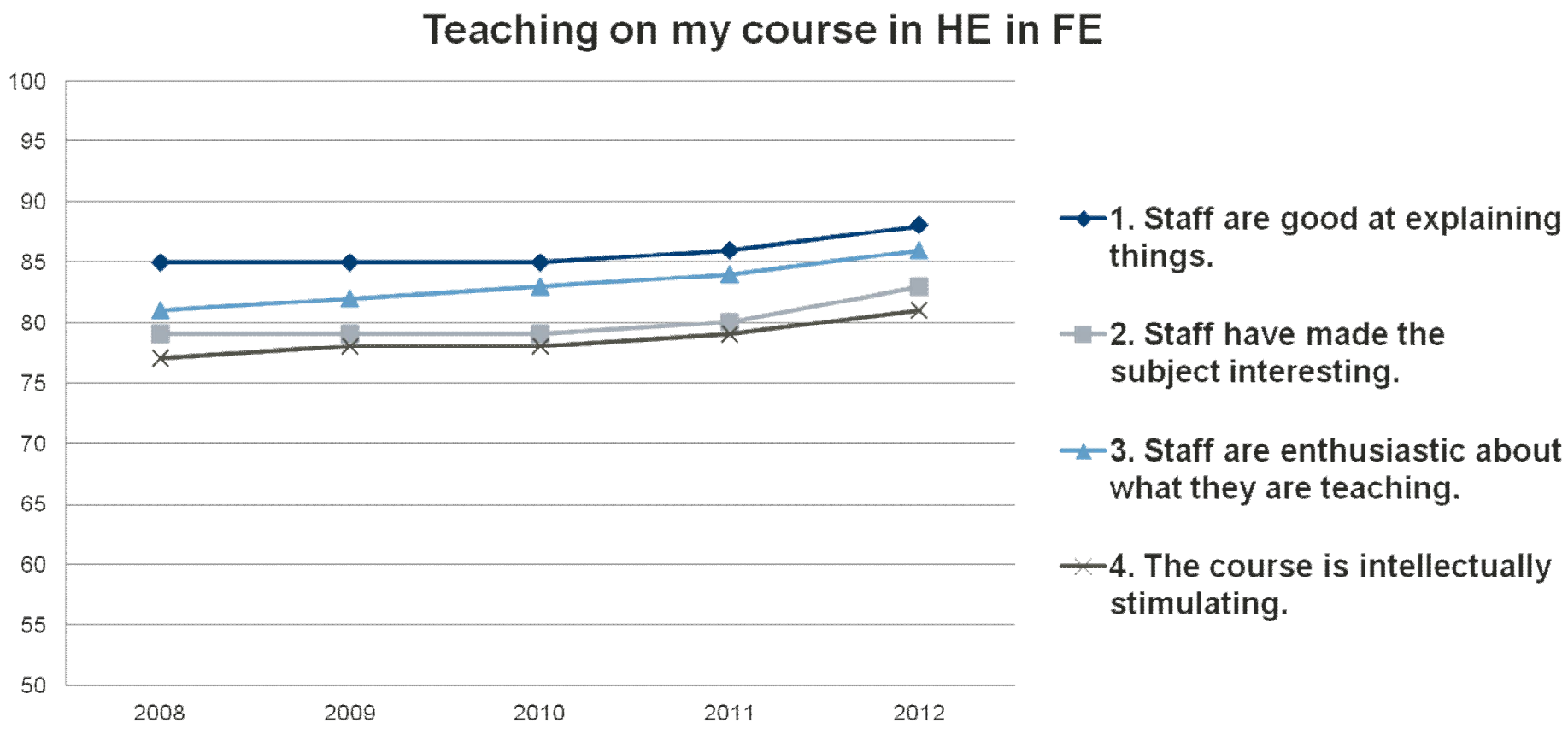

© Ipsos MORI

Assessment and feedback

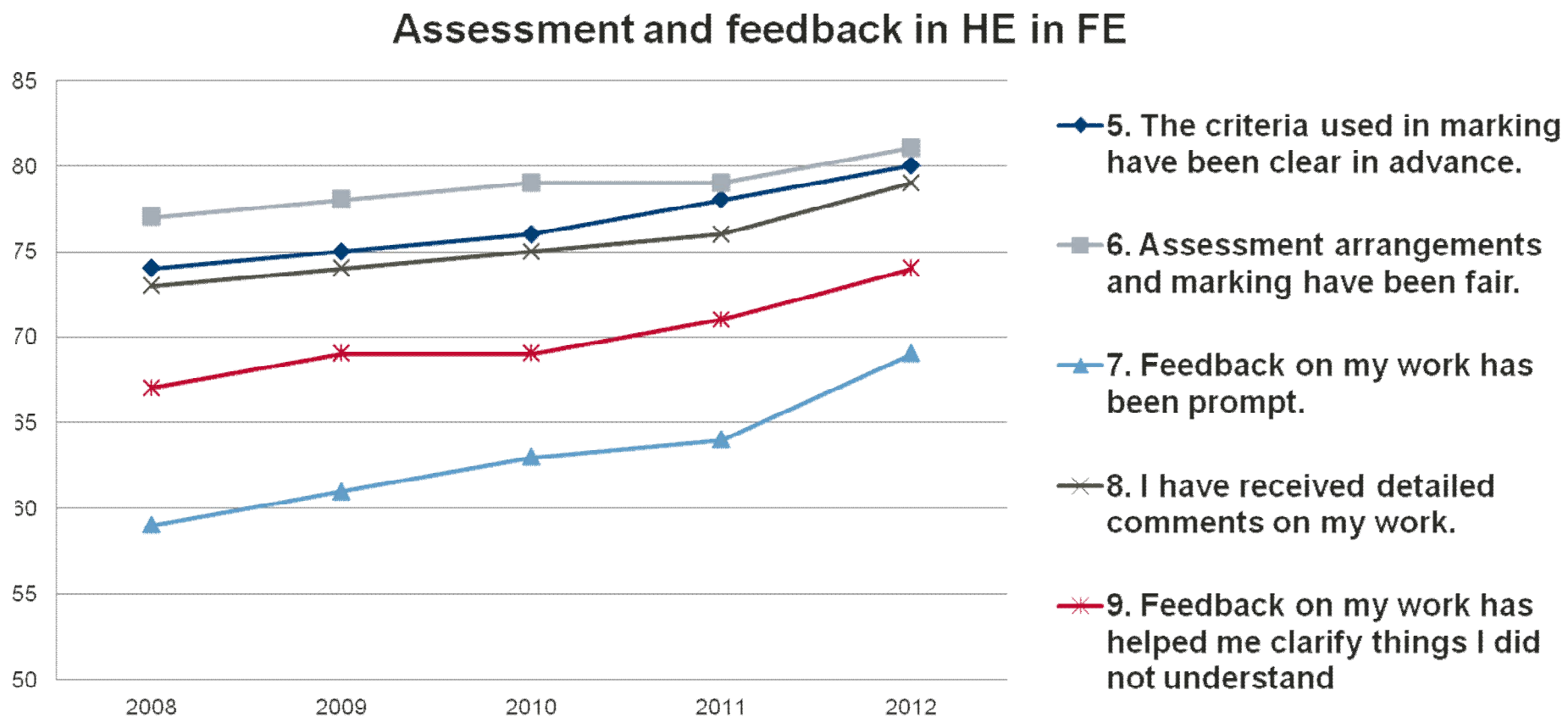

© Ipsos MORI

Academic support

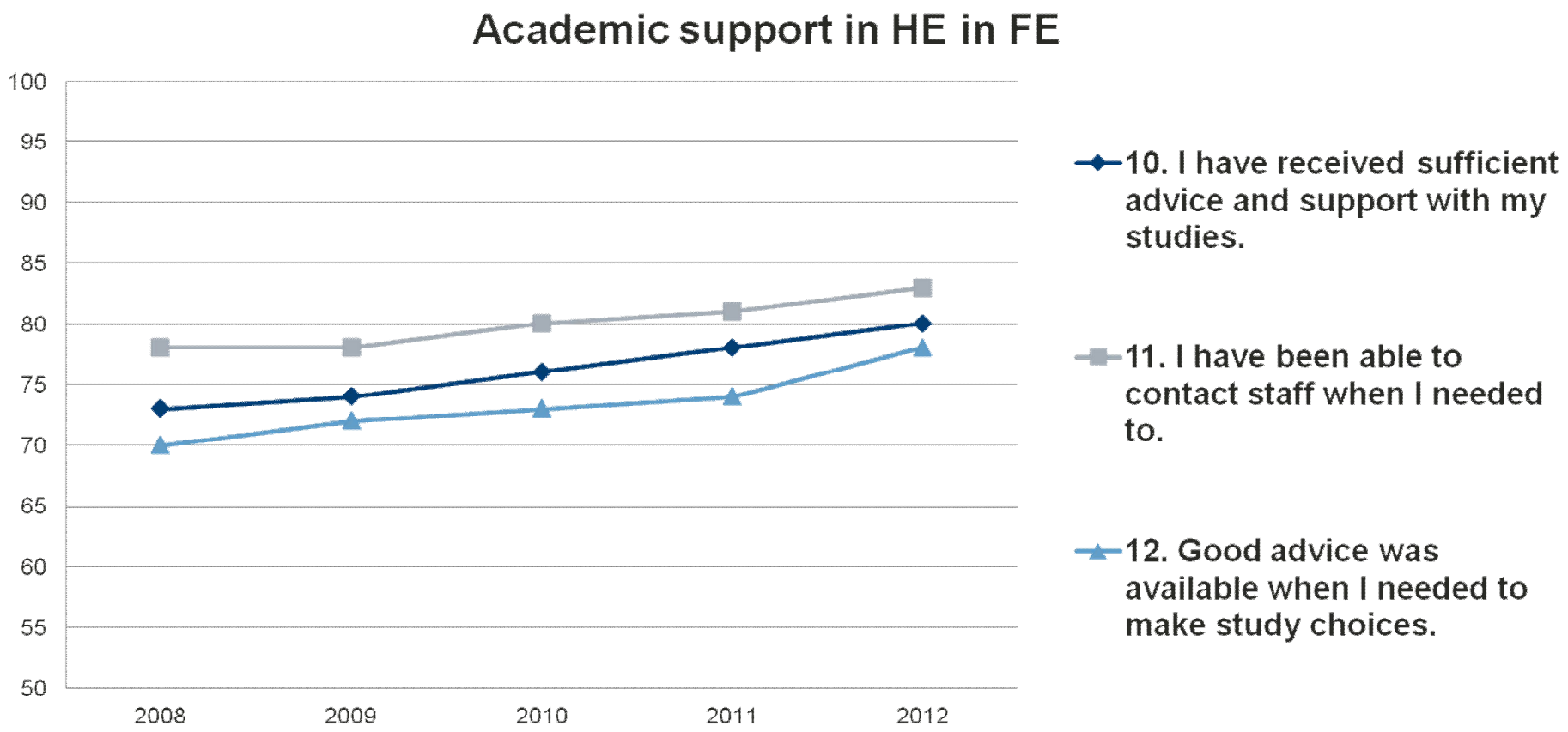

© Ipsos MORI

Organisation and management

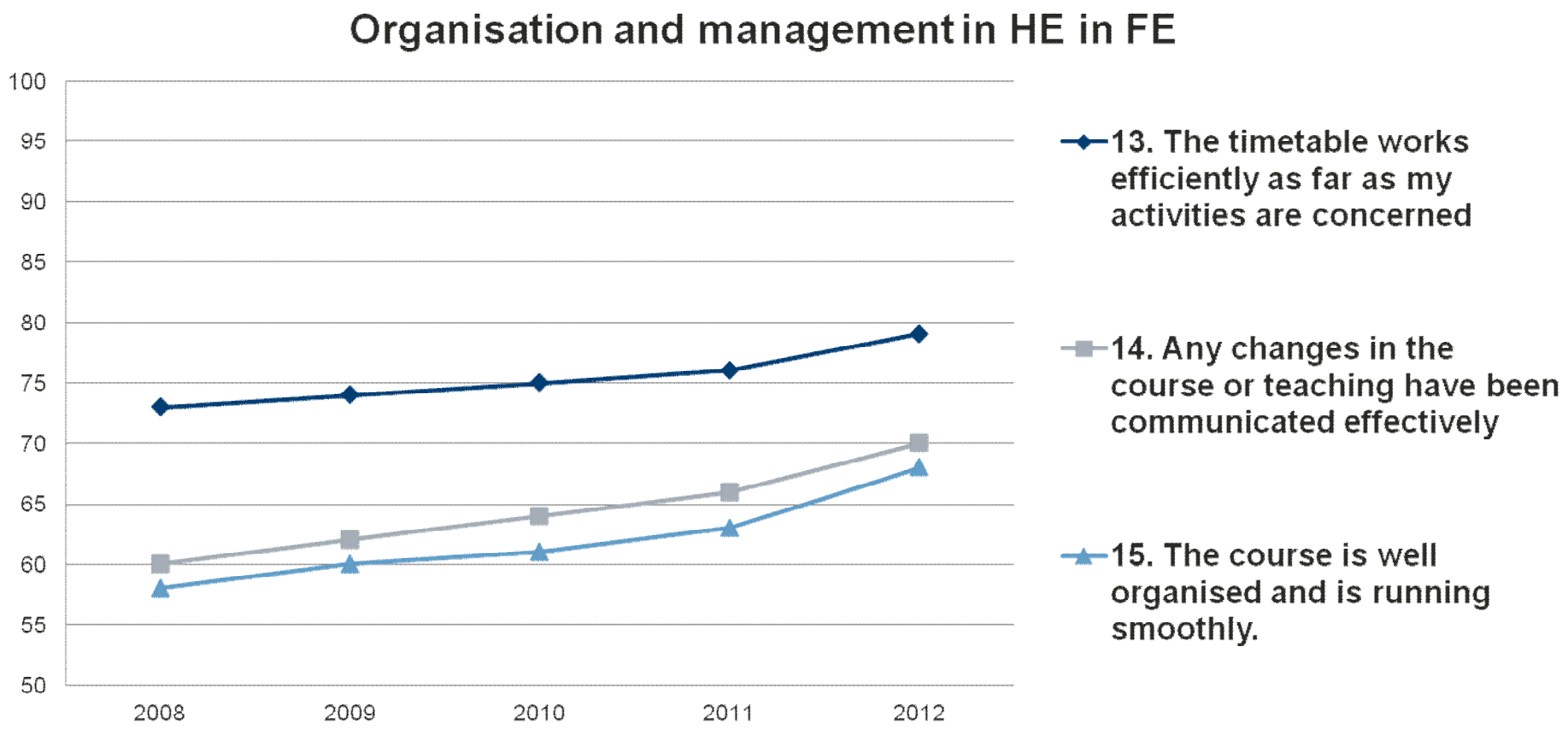

© Ipsos MORI

Learning resources

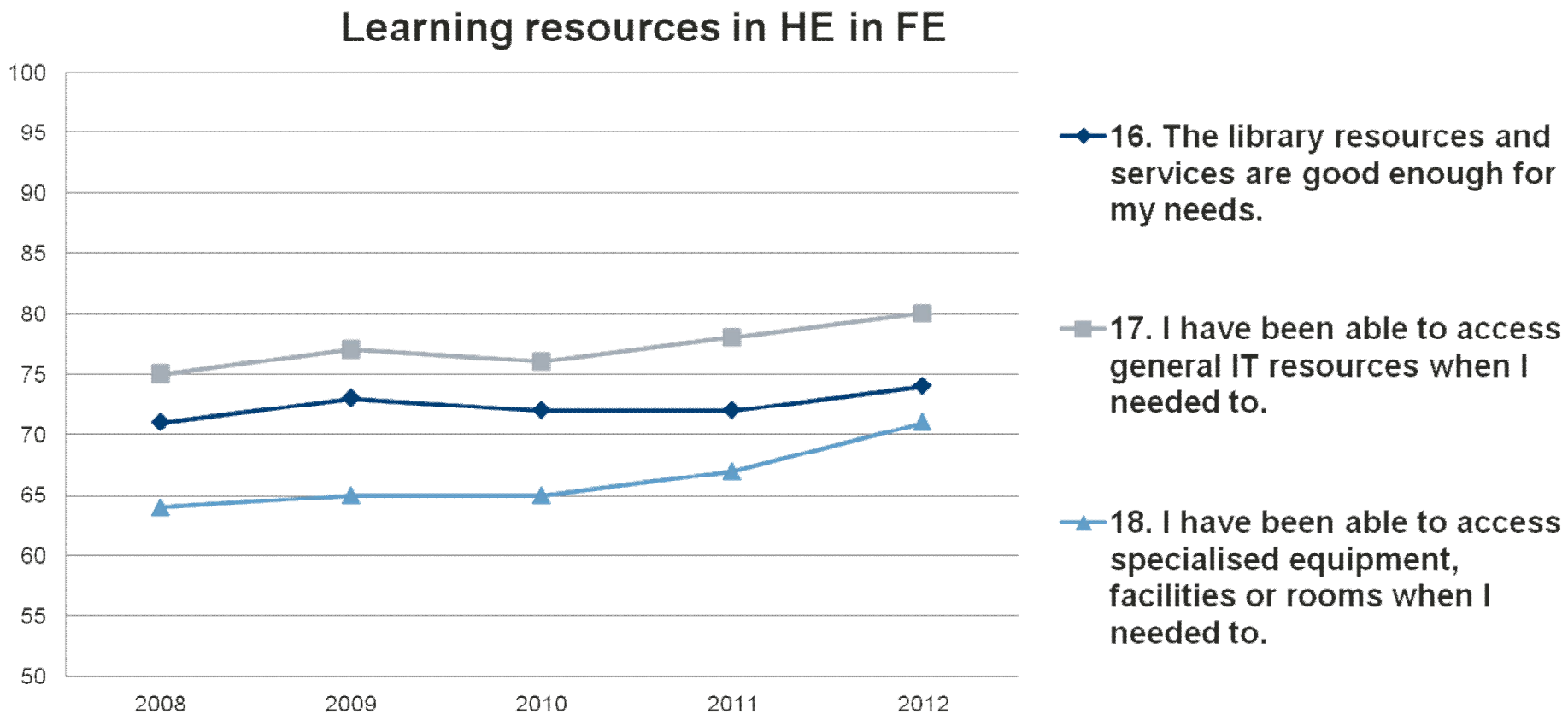

© Ipsos MORI

Personal development

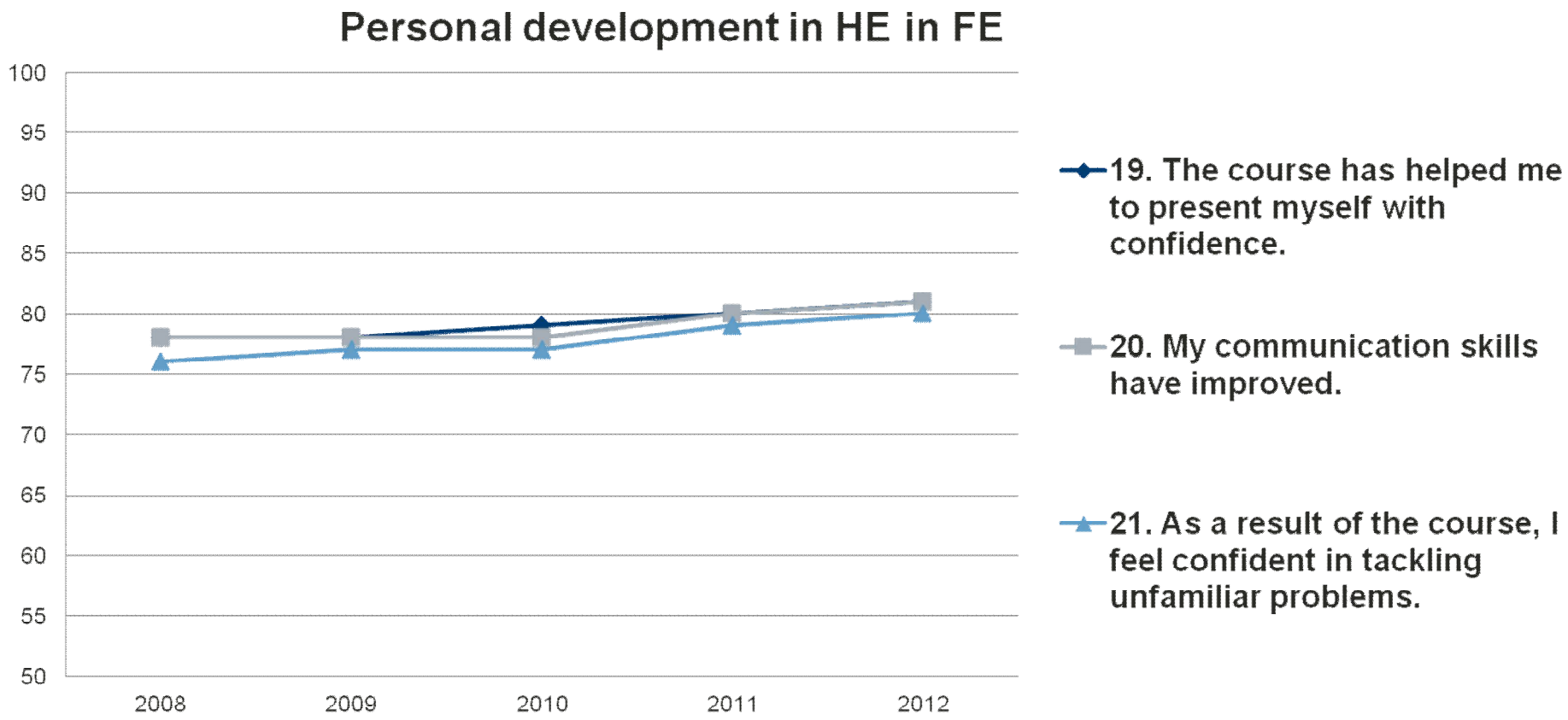

© Ipsos MORI

Overall satisfaction

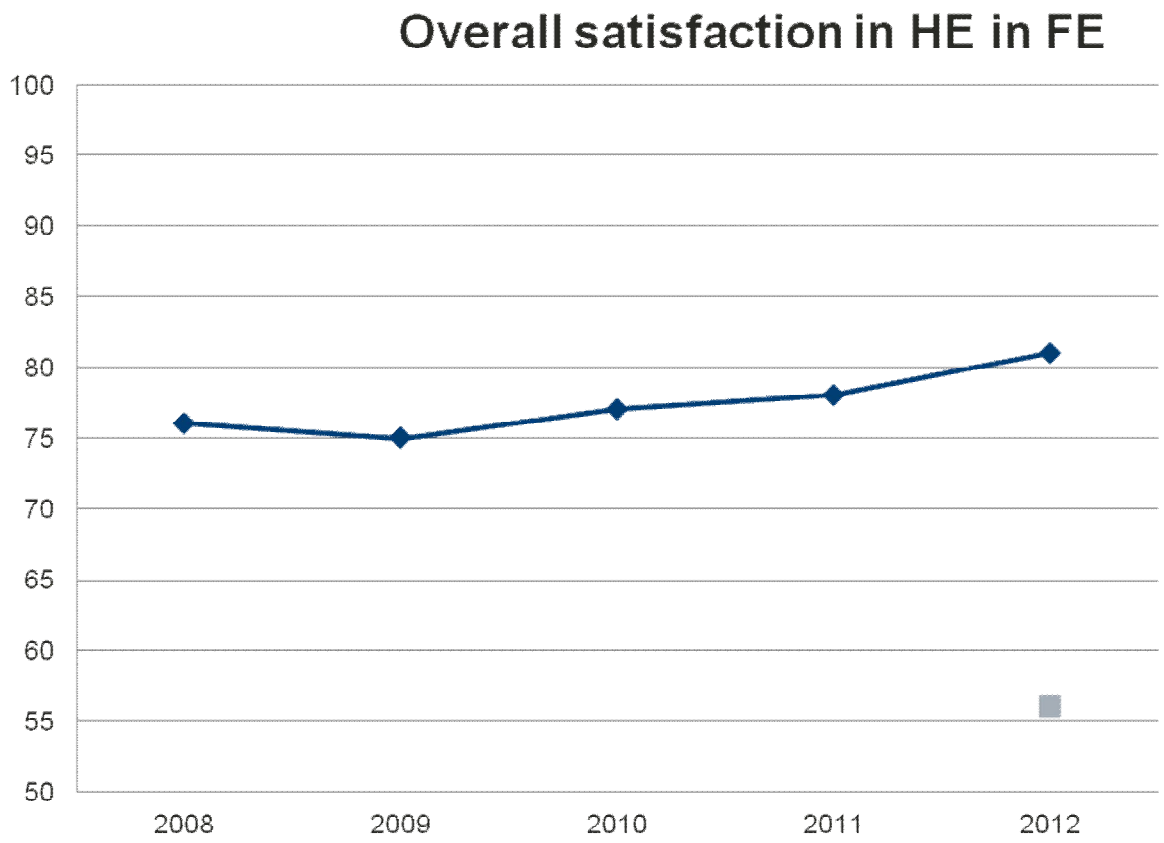

22. Overall, I am satisfied with the quality of the course.

23. I am satisfied with the Students' Union (Association or Guild) at my institution.

© Ipsos MORI

Take away...

- Improvements over the years
- Less noise about HE in FE results (20,000 HE in FE respondents)
- Not much difference in HEI and HE in FE NSS scores
  - Teaching is as good in HE in FE as in HEIs
  - Much better HE in FE assessment and feedback results
  - HE in FE not as good as HEIs in organisation and management

© Ipsos MORI

Thank you

sami.benyahia@ipsos.com | 020 8861 8148

Ipsos MORI

© Ipsos MORI