Actual Data

	A	B	I	J	K	L	M	N
1		**Table 2: Estimates for Fraud and Error by Client Group and Error Type**						
2		Return to Contents						
3								
25		**Income Support Disabled and Others**	**Overpayments due to Fraud - 2011/12**					
26		See Chart 10	**Percentage of expenditure overpaid**			**Amount of expenditure overpaid**		
27		Capital	**0.5%**	*(0.3%, 0.8%)*		**£25m**	*(13m, 39m)*	
28		Conditions of Entitlement	**0.0%**	*(0.0%, 0.1%)*		**£2m**	*(0m, 5m)*	
29		Abroad	**0.2%**	*(0.0%, 0.3%)*		**£7m**	*(1m, 16m)*	
30		Claimant Untraceable	**0.4%**	*(0.2%, 0.6%)*		**£17m**	*(8m, 27m)*	
31		Household Composition	**0.2%**	*(0.0%, 0.3%)*		**£8m**	*(1m, 16m)*	
32		Housing Costs	**0.0%**	*(0.0%, 0.0%)*		**£0m**	*(0m, 0m)*	
33		Residency	**-**	*- -*		**-**	*- -*	
34		Passporting	**-**	*- -*		**-**	*- -*	
35		Non-Dependant Deductions	**0.0%**	*(0.0%, 0.0%)*		**£0m**	*(0m, 0m)*	
36		Earnings/Employment	**0.2%**	*(0.1%, 0.4%)*		**£11m**	*(5m, 18m)*	
37		Income Other Benefits	**-**	*- -*		**-**	*- -*	
38		Income - Occ & Pers Pensions	**0.2%**	*(0.1%, 0.3%)*		**£8m**	*(3m, 14m)*	
39		Income - Other	**0.0%**	*(0.0%, 0.0%)*		**£0m**	*(0m, 1m)*	
40		Tax Credits	**-**	*- -*		**-**	*- -*	
41		Living Together	**0.4%**	*(0.2%, 0.6%)*		**£17m**	*(8m, 28m)*	
42		Premiums	**0.0%**	*(0.0%, 0.0%)*		**£0m**	*(0m, 0m)*	
43		Control activities are not carried out appropriately	**-**	*- -*		**-**	*- -*	
44		Labour Market Issues	**-**	*- -*		**-**	*- -*	
45		Other	**0.1%**	*(0.0%, 0.3%)*		**£6m**	*(1m, 13m)*	
46		**Income Support Lone Parents**	**Overpayments due to Fraud - 2011/12**					
47		See Chart 11	**Percentage of expenditure overpaid**			**Amount of expenditure overpaid**		
48		Capital	**0.1%**	*(0.0%, 0.2%)*		**£2m**	*(0m, 5m)*	
49		Conditions of Entitlement	**0.1%**	*(0.0%, 0.3%)*		**£3m**	*(1m, 6m)*	

Summary | Contents | Table 1 | **Table 2** | Table 3 | Table 4 | Table 5 | Table 6 | Table 7 | Table 8 | Chart1 | Chart2 | Chart3 | Chart4 | Chart5 | Chart6 | Char

Ready

Source: Department for Work and Pensions

Stimulus versus austerity

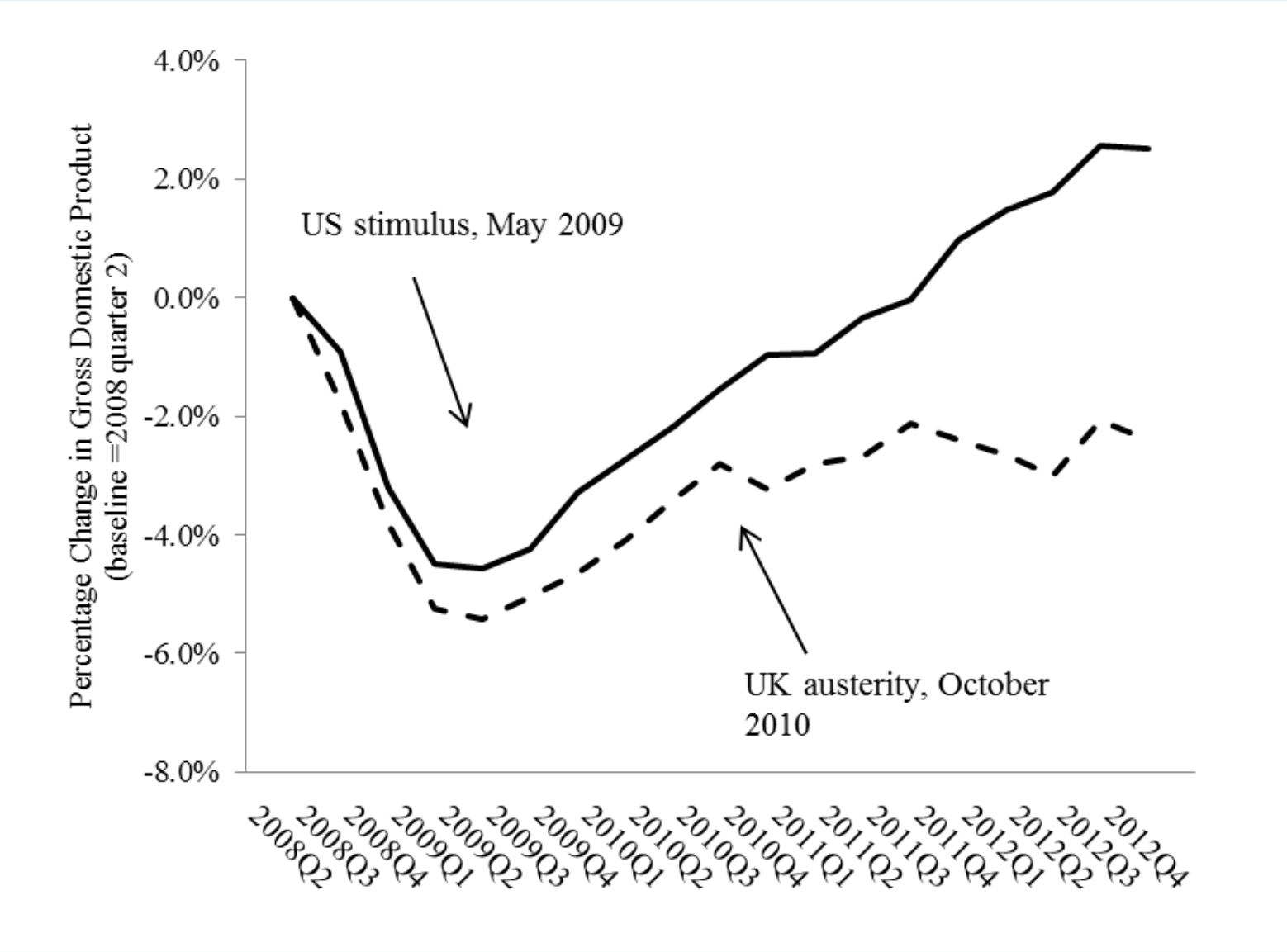

Source: EuroStat

Social spending saves lives

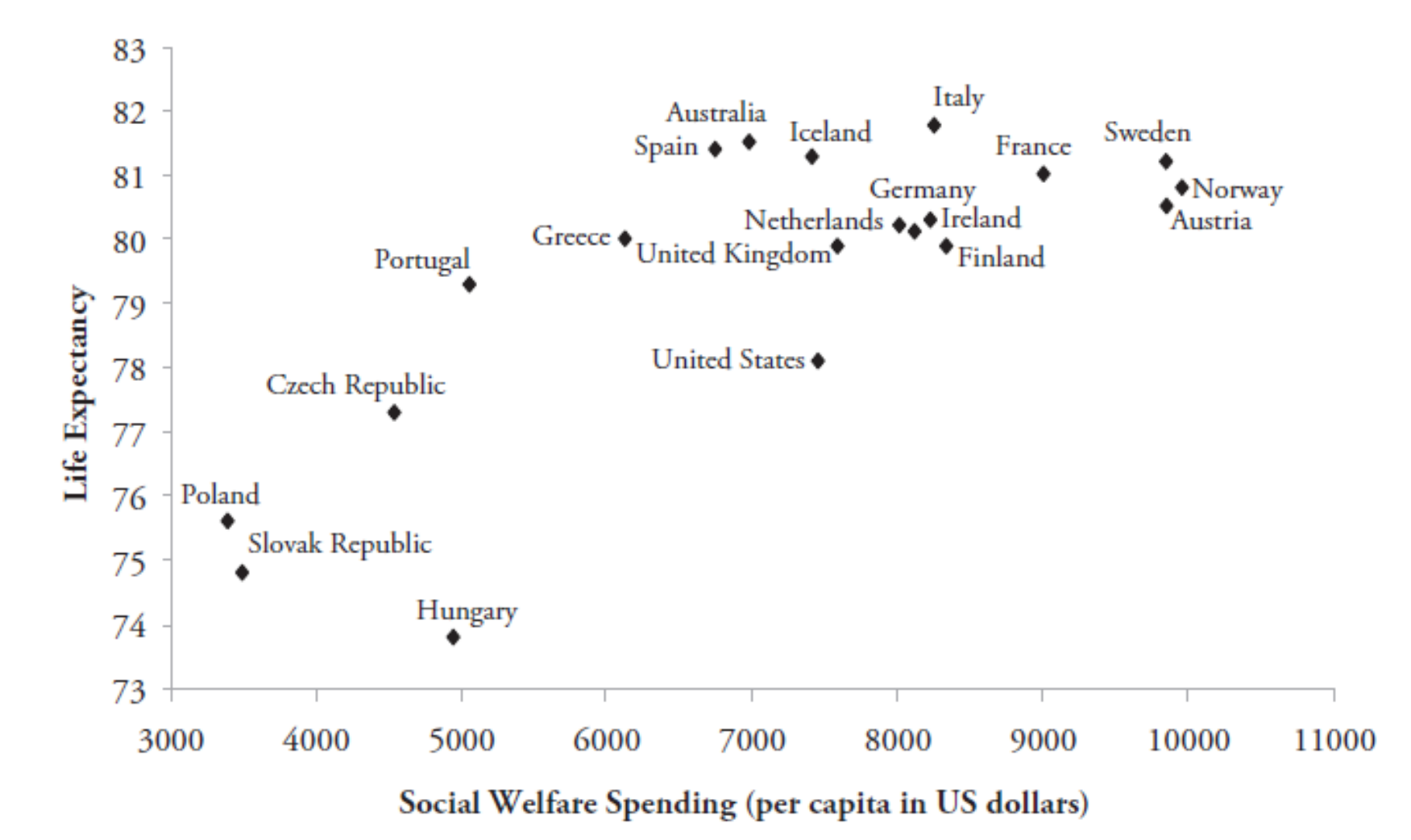

Greek Austerity

Journalist: You asked hospital administrators to present you their 2011 budgets reduced by 40%. Is this possible?

Minister: It is, to the extent that our 2011 policies are implemented. These, like all other government policies, need a surgical scalpel and very sensitive hands. Difficult. Because the Greek public administration does not have sensitive hands: it cannot use a scalpel, it uses butcher's knives...

Greece HIV outbreak

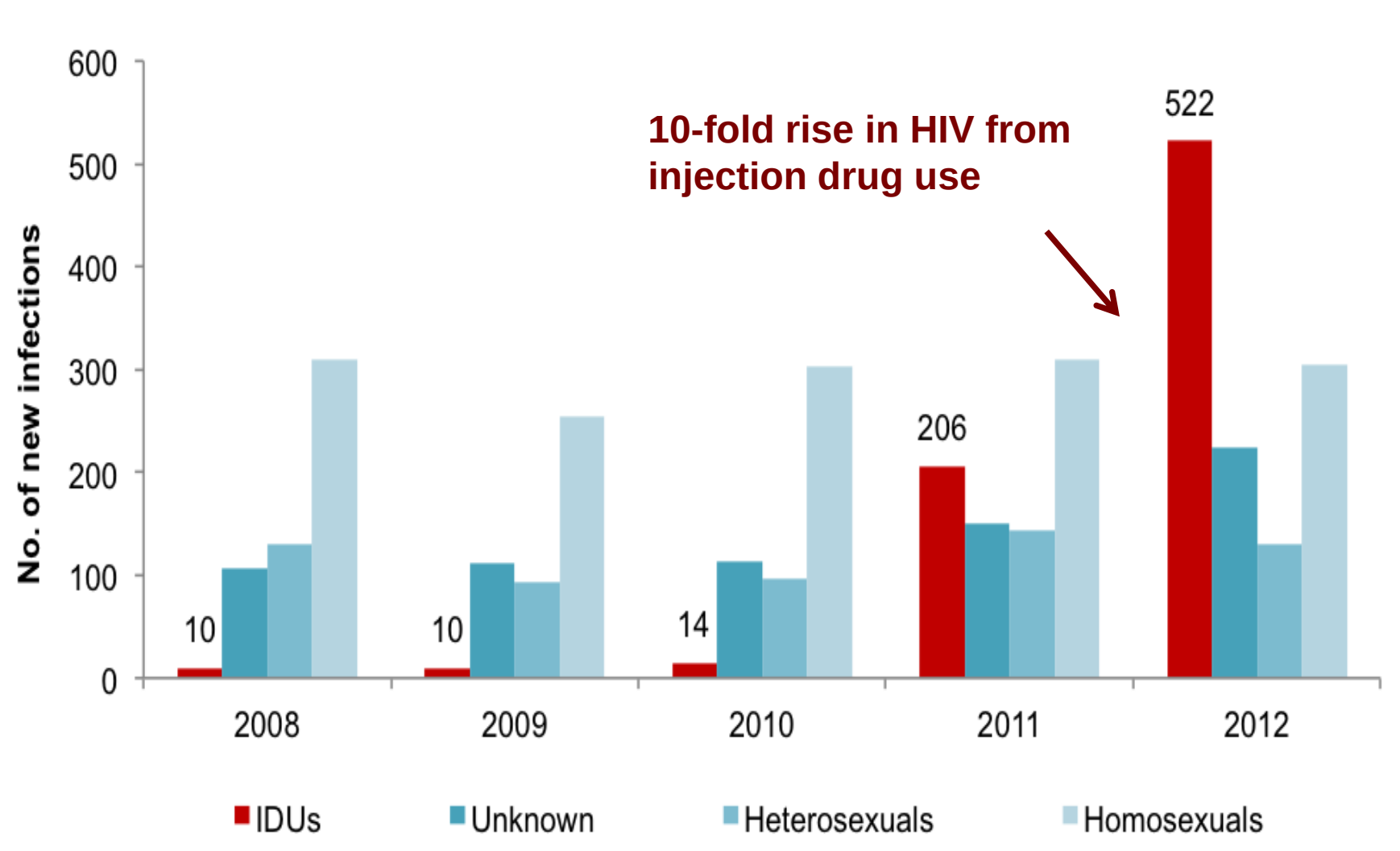

Source: Kentikelenis et al 2012, The Lancet

Greek Tragedy

->200% rise in HIV infections

- 40% rise in homelessness

-50% rise in people unable to access medical care despite feeling it was necessary

- 40% increase in infant mortality

-~60% reported increase in suicides

Greece's health crisis: from austerity to denialism

Alexander Kentikelenis, Marina Karanikolos, Aaron Reeves, Martin McKee, David Stuckler

Lancet 2014; 383:748–53

Department of Sociology and King's College, University of Cambridge, Cambridge, UK (A Kentikelenis MPhil); European Centre on Health of Societies in Transition, London School of Hygiene and Tropical Medicine, London, UK (M Karanikolos MPH, Prof M McKee DSc, D Stuckler PhD); European Observatory on Health Systems and Policies, London, UK (M Karanikolos, Prof M McKee); and Department of Sociology, University of Oxford, Oxford, UK (A Reeves PhD, D Stuckler)

Correspondence to: Alexander Kentikelenis, King's College 56-2, King's Parade, Cambridge CB2 1ST, UK aek37@cam.ac.uk

Greece's economic crisis has deepened since it was bailed out by the international community in 2010. The country underwent the sixth consecutive year of economic contraction in 2013, with its economy shrinking by 20% between 2008 and 2012, and anaemic or no growth projected for 2014. Unemployment has more than tripled, from 7·7% in 2008 to 24·3% in 2012, and long-term unemployment reached 14·4%. We review the background to the crisis, assess how austerity measures have affected the health of the Greek population and their access to public health services, and examine the political response to the mounting evidence of a Greek public health tragedy.

The Greek crisis

The Greek economy accumulated severe structural troubles before the crisis. Between entry to the Eurozone and the onset of the crisis, annual economic growth averaged 4·2%,[1] spurred by capital inflows.[2] However, overspending was concealed from public gaze with the help of investment banks[3] and by reporting of inaccurate data.[4]

When the financial crisis hit US banks in 2008, the Greek Prime Minister Kostas Karamanlis pronounced the economy to be "armoured" against the risk of contagion.[5] However, subsequent events moved the country to the epicentre of a financial storm. A new government, elected in 2009, revised the deficit from a projected 3·7% to 15·8% of gross domestic product (GDP).[6] As the scale of economic mismanagement became apparent, borrowing costs shot up to unaffordable levels. Much of the country's debt was held by banks and pension funds in other European countries that were already fragile,[7] and the international community feared that Greece might be forced to default on its debt, with profound implications for the global economy.

By early 2010, the Greek Government was in talks with the international community about a possible bailout. In May, the first package was agreed; in exchange for a €110 billion loan, the government would implement far-ranging austerity measures and structural reforms overseen by the European Commission, the European Central Bank, and the International Monetary Fund (collectively known as the Troika). A second bailout was agreed in October, 2011, demanding further cuts and reforms but providing another €130 billion in funds, and was voted in by an interim government in February, 2012.

Direct health effects of austerity

Background

Two main strategies can reduce deficits in the short term: cutting of spending and raising of revenue. The Greek Government used both at the behest of the Troika, albeit with an emphasis on reduction of public expenditure. 3 years ago, we drew attention to the effects of the austerity measures on the health of the Greek people.[8]

of the reforms was to reduce, rapidly and drastically, public expenditure by capping it at 6% of GDP. To meet this threshold, stipulated in Greece's bailout agreement, public spending for health is now less than any of the other pre-2004 European Union members.[2] In 2012, in an effort to achieve specific targets, the Greek Government surpassed the Troika's demands for cuts in hospital operating costs and pharmaceutical spending.[10,11] The former Minister of Health, Andreas Loverdos, admitted that "the Greek public administration...uses butcher's knives [to achieve the cuts]."[12] The negative effects of these cuts are already beginning to manifest.

Prevention and treatment programmes for illicit drug use faced large cuts, at a time of increasing need associated with economic hardship. In 2009–10, the first year of austerity, a third of the street work programmes were cut because of scarcity of funding, despite a documented rise in the prevalence of heroin use.[13] At the same time, the number of syringes and condoms distributed to drug users fell by 10% and 24%, respectively.[14] These events had the expected effects on the health of this vulnerable population; the number of new HIV infections among injecting drug users rose from 15 in 2009 to 484 in 2012 (figure 1),[15] and preliminary data for 2013 suggest that the incidence of tuberculosis among this population has more than doubled compared with 2012.[16] Although needle and syringe distribution has since increased,[17] partly in response to media reports and popular pressure, distribution is still well below the minimum target of 200 per drug user per year recommended by the European Centre for Disease Control.[14] In his first act at the end of June, 2013, Adonis Georgiadis, the new Minister of Health (the fourth in a little more than a year), re-introduced a controversial law stipulating forced testing for infectious diseases under police supervision for drug users, prostitutes, and immigrants—a move that is not only unethical but also counterproductive, because it deters marginalised groups from seeking testing during HIV outbreaks.[18] The Joint United Nations Programme on HIV/AIDS has called for the repeal of the law, because it "could serve to justify actions that violate human rights".[19]

Additionally, drastic reductions to municipality budgets have led to a scaling back of several activities (eg, mosquito-

Source: Kentikelenis A, Karanikolos M, Papanicolas I, Basu S, McKee M, Stuckler D. Health effects of financial crisis: omens of a Greek tragedy. Lancet 2014

God Bless Iceland

AFP/GETTY IMAGES/LEON NEAL

Iceland’s Loud ‘No’

- Health minister resigned in protest
- First referendum since 1944
- Total debt stood at >800% of GDP
- 93% voted no to paying back IceSave
- Rejected austerity

“We were wise enough not to follow the traditional prevailing orthodoxies of the Western financial world in the last 30 years. We introduced currency controls, we let the banks fail, we provided support for the poor, and we didn't introduce austerity measures like you're seeing here in Europe.”

- Olafur Grimmson, President

Happy Icelanders

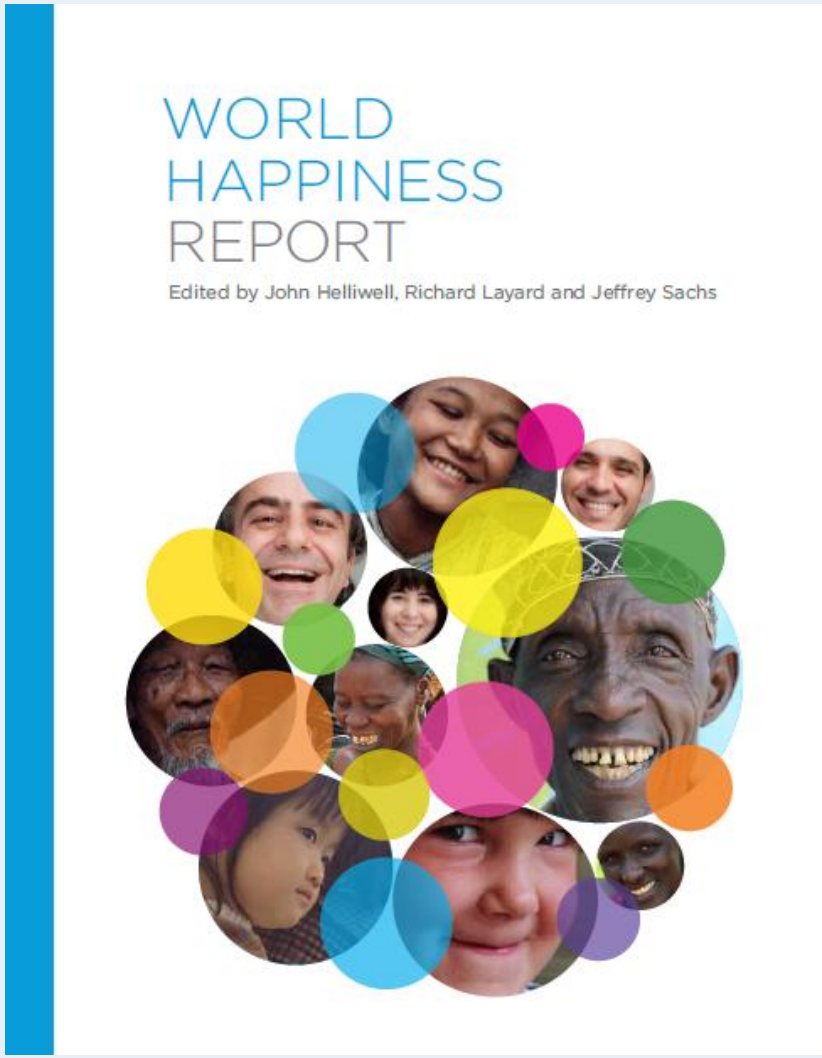

- Social welfare increased
- No loss of healthcare access (apart from dental care)
- Increase in sleeping
- Decrease in fast-food
- Increase in fish consumption

Economic Growth in Iceland and Greece

Welfare austerity: 2009-2011

Red = reduced spending Blue = increased spending

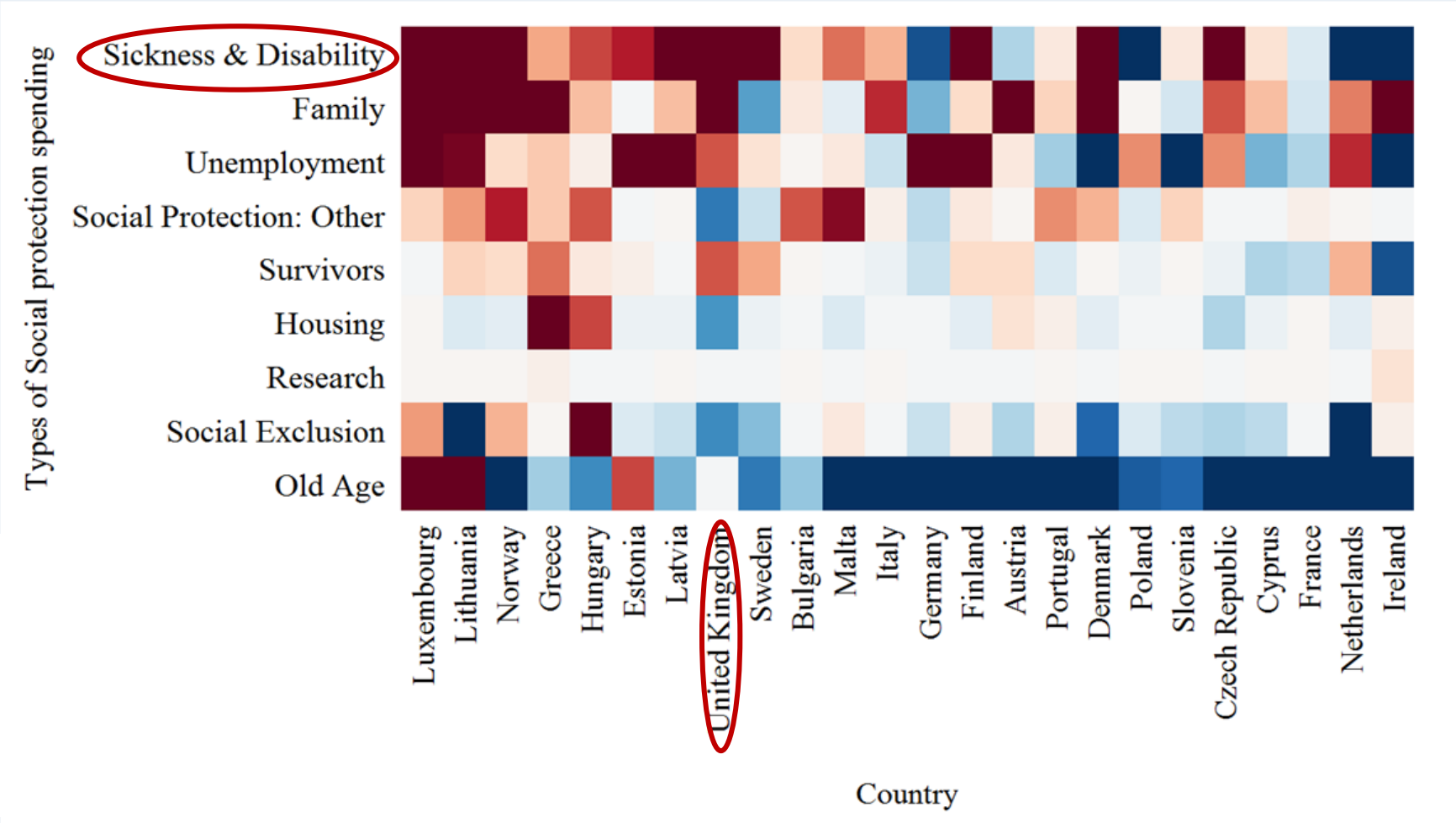

- largest cuts to family, unemployment, and disability support

Source: ONS 2012 data

Attack on the weakest

Significantly greater cuts in more deprived regions

Source: ONS 2012 data

Impoverishing disabled persons

- 280,000 people will experience reduced payments up to £4212 per year
- 150,000 currently live in poverty
- Additional 50,000 people at risk of poverty due to these changes.

Increasing homelessness

Percentage change in homelessness numbers
baseline = quarter 4, 2009

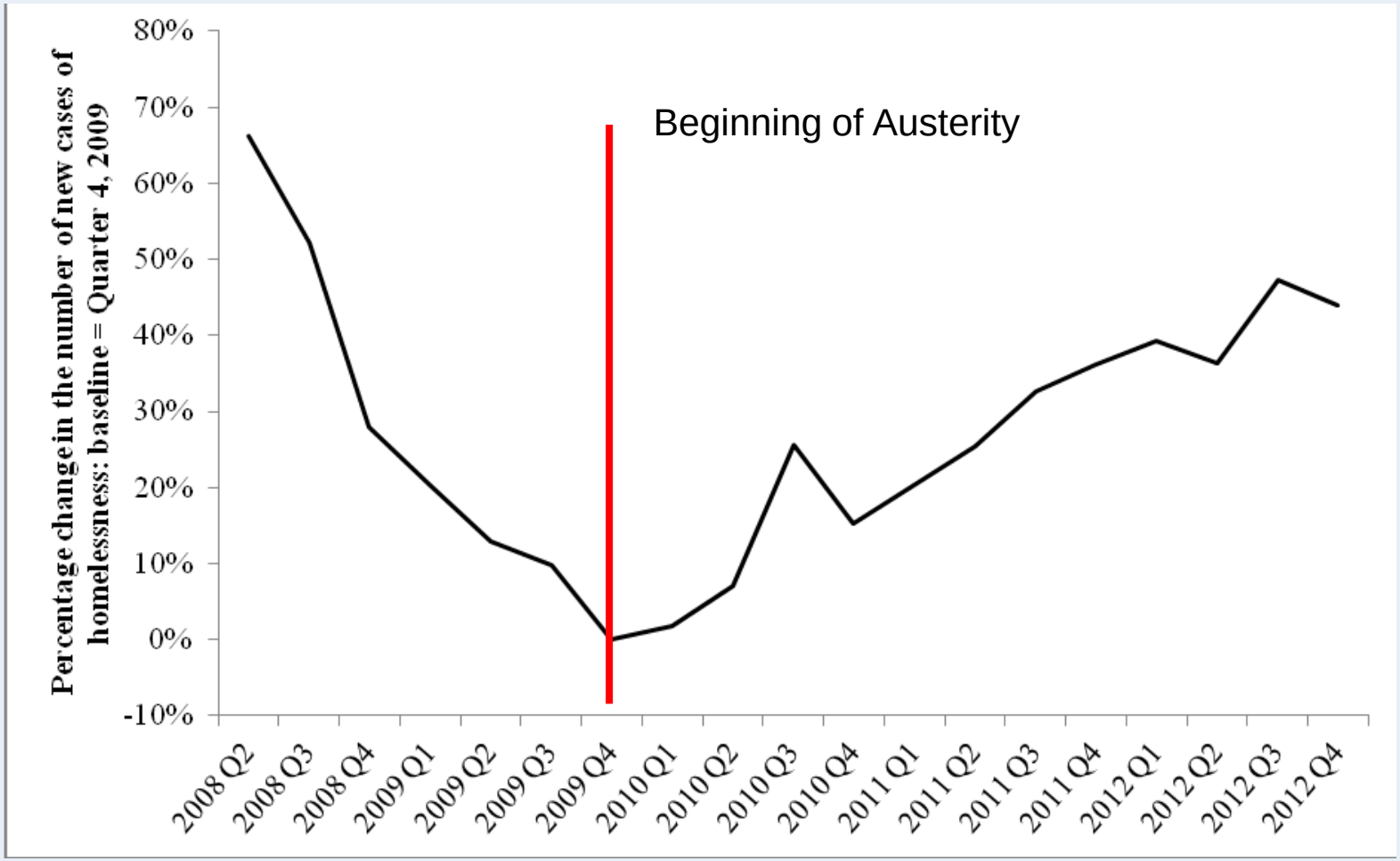

Notes: Government definition of homelessness changed in the fourth quarter of 2010.



Aneurin Bevan, 1948

“Despite our financial and economic anxieties, we are still able to do the most civilized thing in the world – put the welfare of the sick in front of every other consideration”

Total Debt in the UK

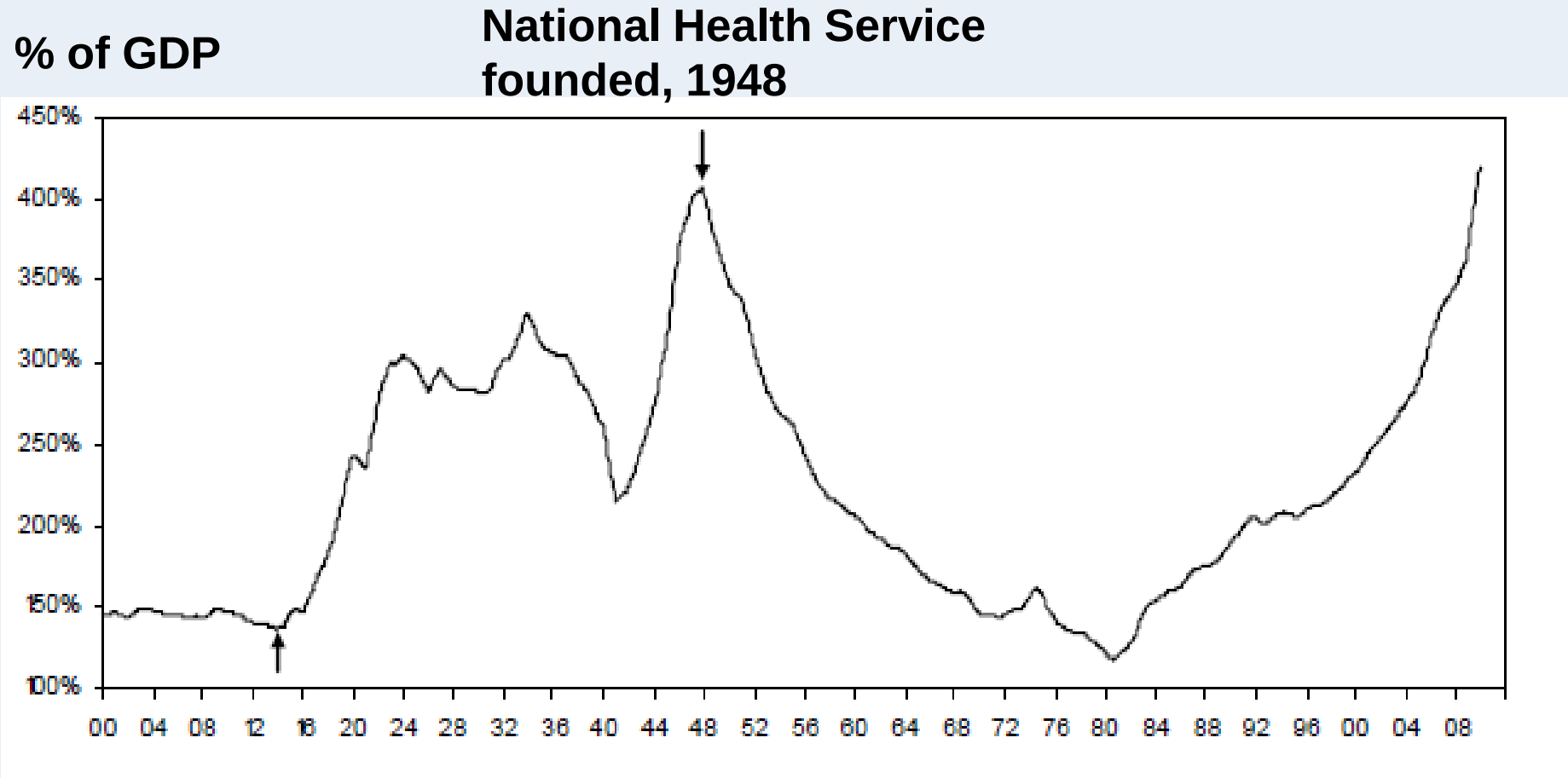

Is austerity democratic?

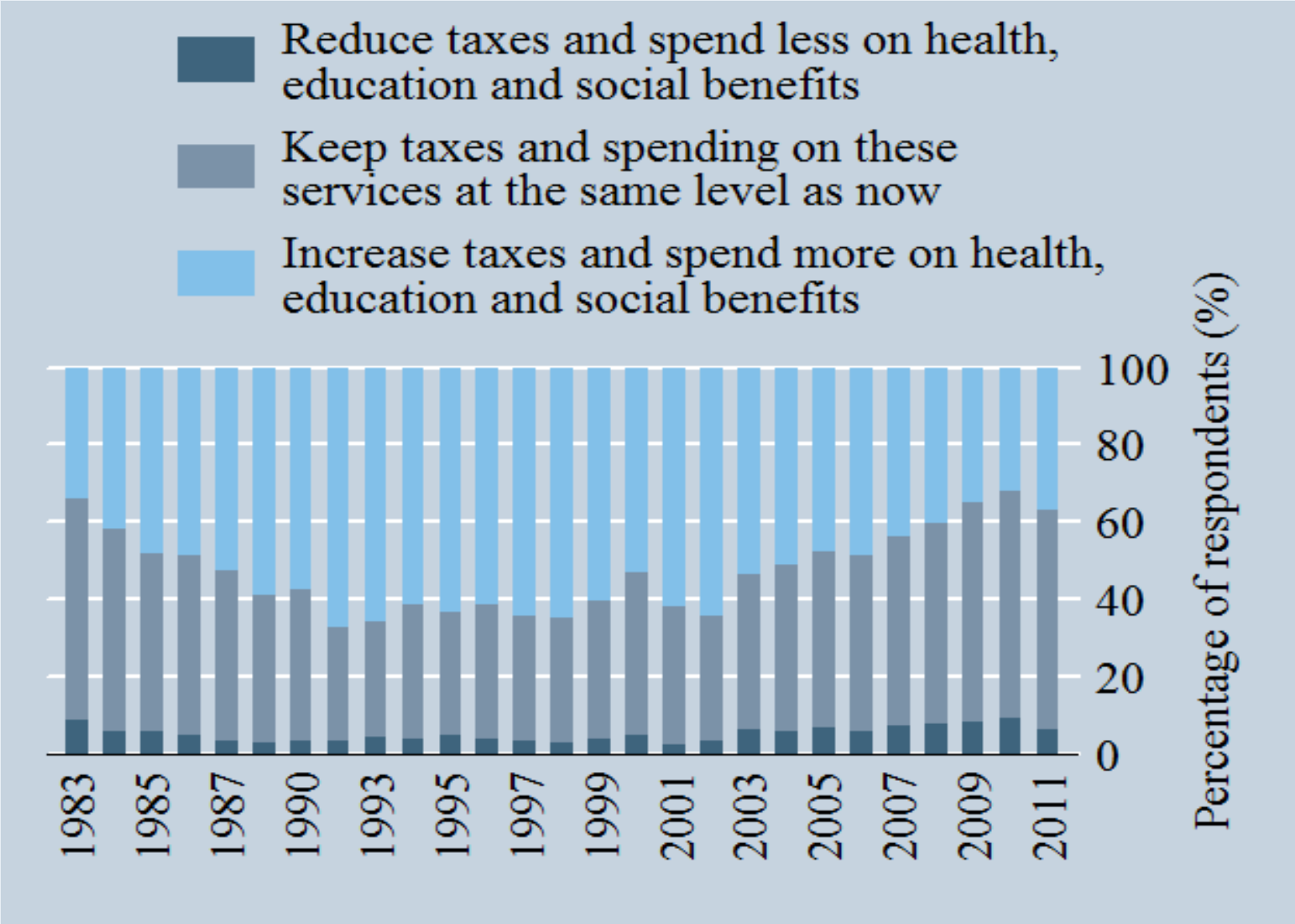

Source: British Social Attitudes 2012

New New Deal

1. ‘First do no harm’

2. Help people return to work

3. Invest in public health

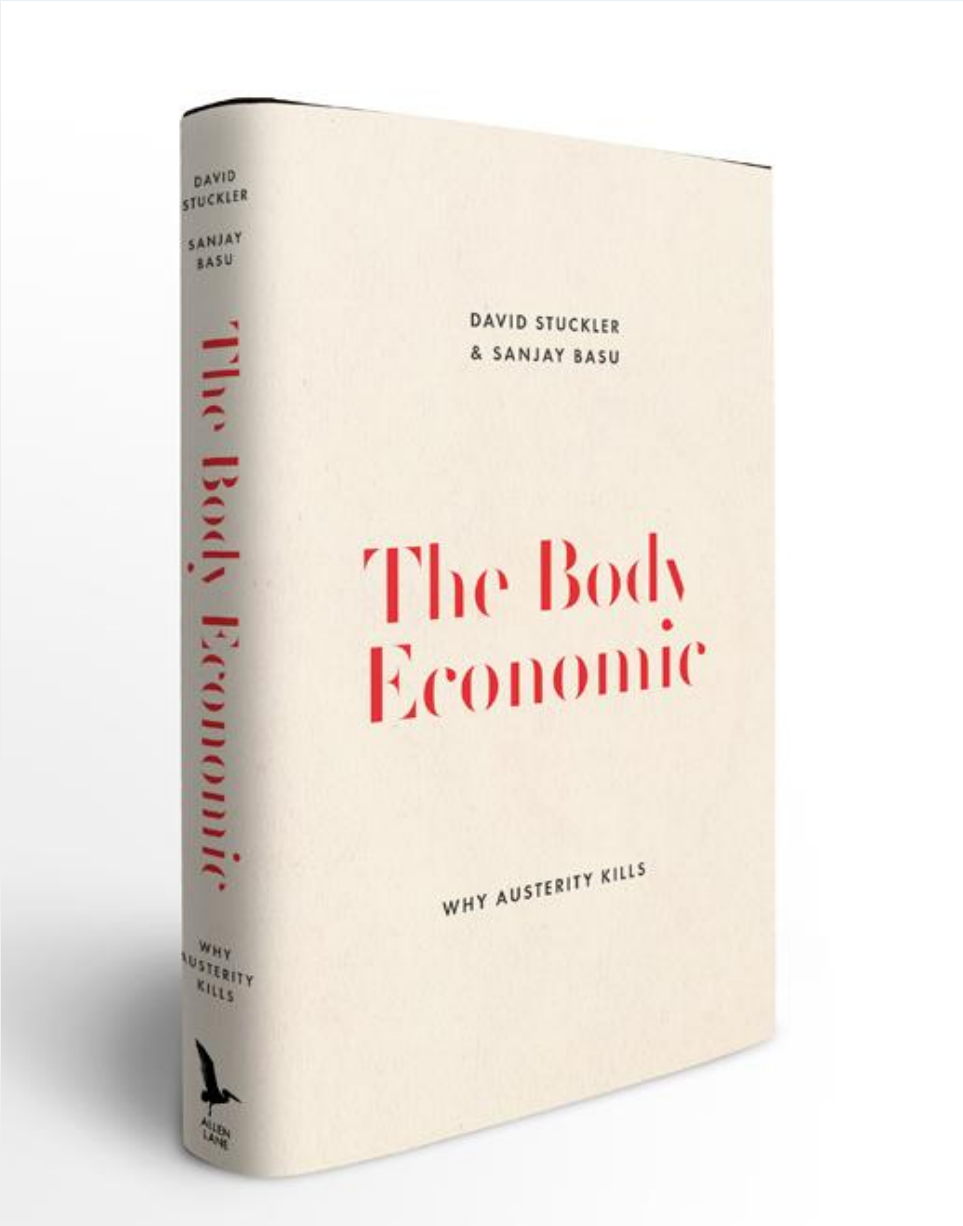

Twitter:
@davidstuckler

Email:
david.stuckler@
chch.ox.ac.uk