EUROPEAN OPPORTUNITIES ON THE HORIZON

Keith Sequeira

Deputy Head of Unit,
European Commission

THE UK WAS NUMBER ONE FOR EU RESEARCH FUNDS IN 2012/13 (JUST)

Seventh Framework Programme EU Financial Contribution (million euro)

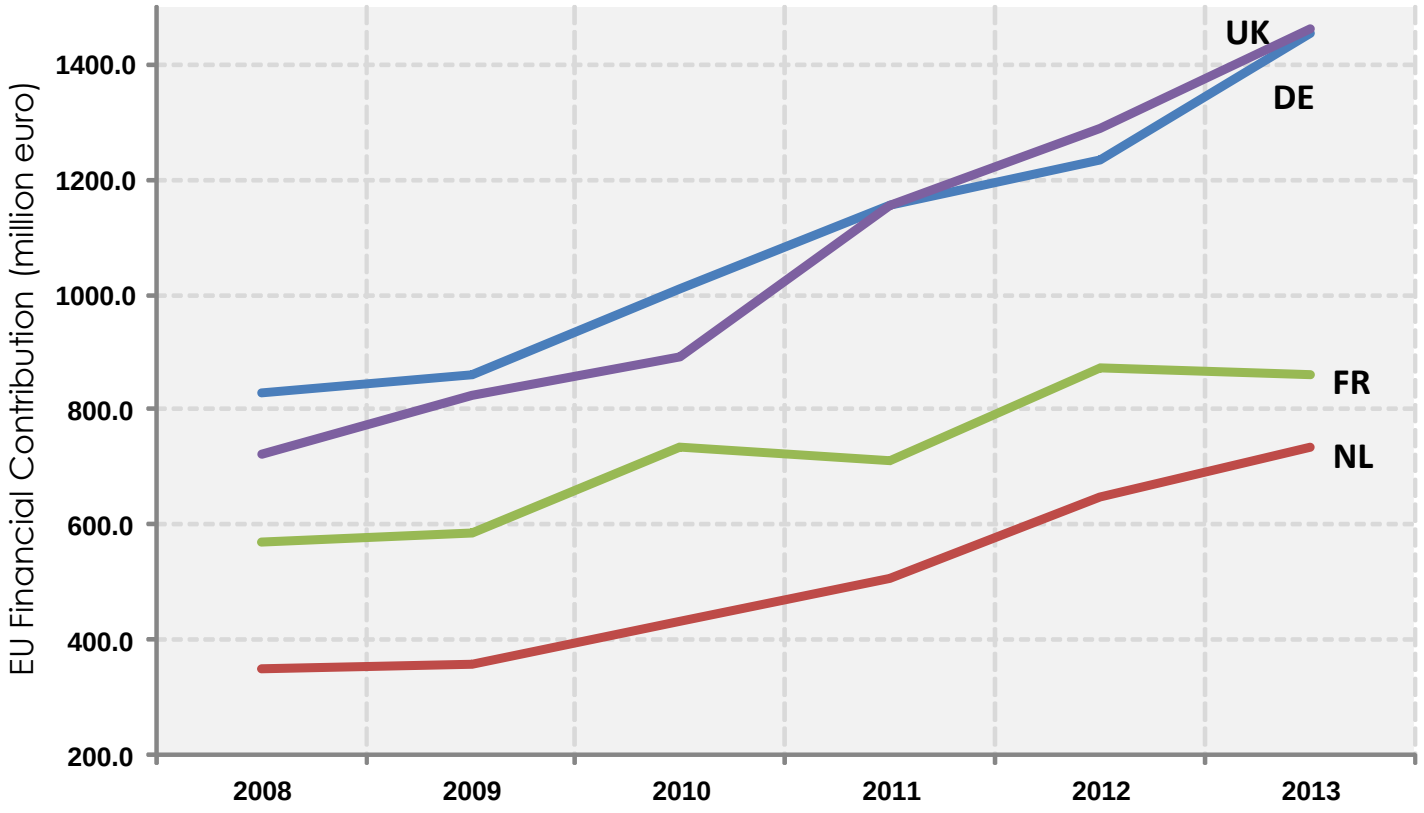

Source: DG Research and Innovation - Unit for the Analysis and Monitoring of National Research Policies

Data: DG Research and Innovation (FP7 grant agreements and participation figures, eCORDA as of 2014/10/06)

WHAT ABOUT IN HORIZON 2020?

Horizon 2020 is the EU programme for research and innovation for 2014-2020

Budget of 79 billion euro (£62 billion) – 30 percent real terms increase from previous period

Integrates 7th Framework Programme (**FP7**), most of Competitiveness and Innovation Programme (**CIP**) & funding for European Institute of Innovation and Technology (**EIT**)

WHAT'S NEW IN HORIZON 2020?

More innovation:

- **More innovation actions**: pilots, demonstration, scaling up, closer to market
- **Challenge based approach**: less prescriptive topics, more emphasis on impact
- **New forms of support**: SME instrument, public procurement of innovation, inducement prizes
- **Reinforced access to risk finance**: equity & debt instruments
- **More ambitious Public Private Partnerships**
- **Simplified and faster**

HORIZON 2020 ACCESS TO RISK FINANCE

- Financial Instruments succeeding FP7 debt (RSFF, RSI) and CIP early stage equity (GIF1) FI

- But more ambitious, in size (almost €3 billion) and in scope (from early stage to expansion/growth stage)

SMEs	Mid-Caps	Large Caps	Advisory
InnoVFin SME Guarantee	InnoVFin MidCap Guarantee	InnoVFin Large Projects	InnoVFin Advisory
InnoVFin SME Venture Capital	InnoVFin MidCap Growth Finance		

direct products

indirect products

HORIZON 2020 REINFORCED PPPS

Public Private Partnerships	EU - H2020 (million euro, max)	Private Partners (million euro, at least)
Innovative Medicines Initiative 2	1 638	1 425
Fuel Cells and Hydrogen 2	665	380
Clean Sky 2 (Aeronautics)	1 755	2 194
Electronic components and systems for European Leadership	1 185 (+ 1170 from MSs)	1 657
Bio-based Industries (NEW)	975	2 730
Shift2Rail (NEW)	450	470
TOTAL	**~ 6 700**	**~8 900**

First calls were launched in July 2014

HORIZON 2020: MAJOR SIMPLIFICATIONS

- **Single set of rules** - terms and conditions
- **Single participant portal** for all information and transactions
- http://ec.europa.eu/research/participants/portal/
- **Simpler reimbursements**
- **Faster time to grant**
- Flexibility for non-euro accounts

RESPONSE TO FIRST SIX MONTHS OF HORIZON 2020

- **65 calls launched for 2014** embedding new approach
- More than **16,000 proposals** submitted (end September: 30,000)
- Nearly **5,300 expert evaluators** contracted (60,000 registered)
- Attracted **newcomers** and **increased in industry participation**
- Positive **response to new innovation actions** and **SME instrument**
- High oversubscription reflect the **popularity of Horizon 2020**

STRONG UPTAKE OF NEW SME INSTRUMENT

- For **all types of innovative SMEs** with ambition to grow
- **Single company** support possible
- From **idea to market** through three phases of support

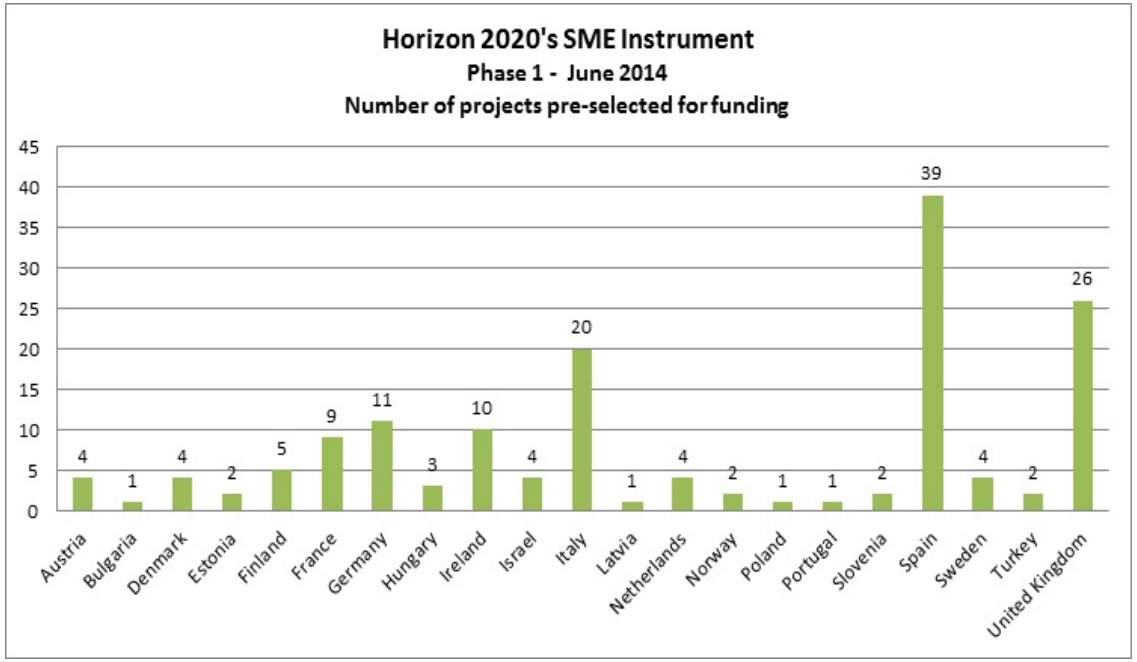

- 2662 applications at first cut off, of which 155 selected for funding

Some thoughts on UK strengths and weaknesses

PARTICIPATION TENDS TO REFLECT DOMESTIC R&D SPEND…

Public R&D expenditures as % of GDP

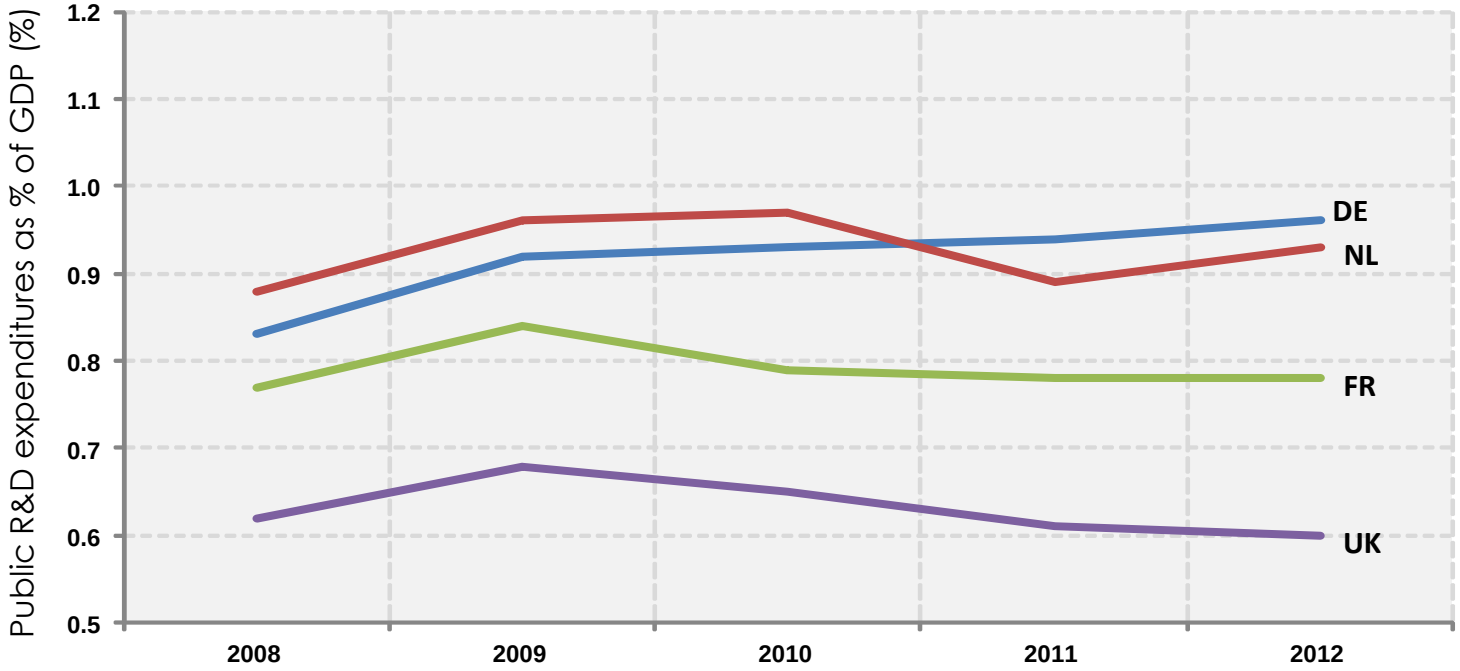

Source: DG Research and Innovation - Unit for the Analysis and Monitoring of National Research Policies
Data: Innovation Union Scoreboard 2014

…WITH LOW SHARE OF BUSINESS PARTICIPATION

FP7 business participation

- **UK: 18.1%** private; 13.2% SMEs
- **Germany: 26.8%** private, 13.5% SMEs
- **France: 26.8%** private, 11.9% SMEs
- **Netherlands: 20.7%** private; 12.6% SMEs

Business R&D as % of GDP

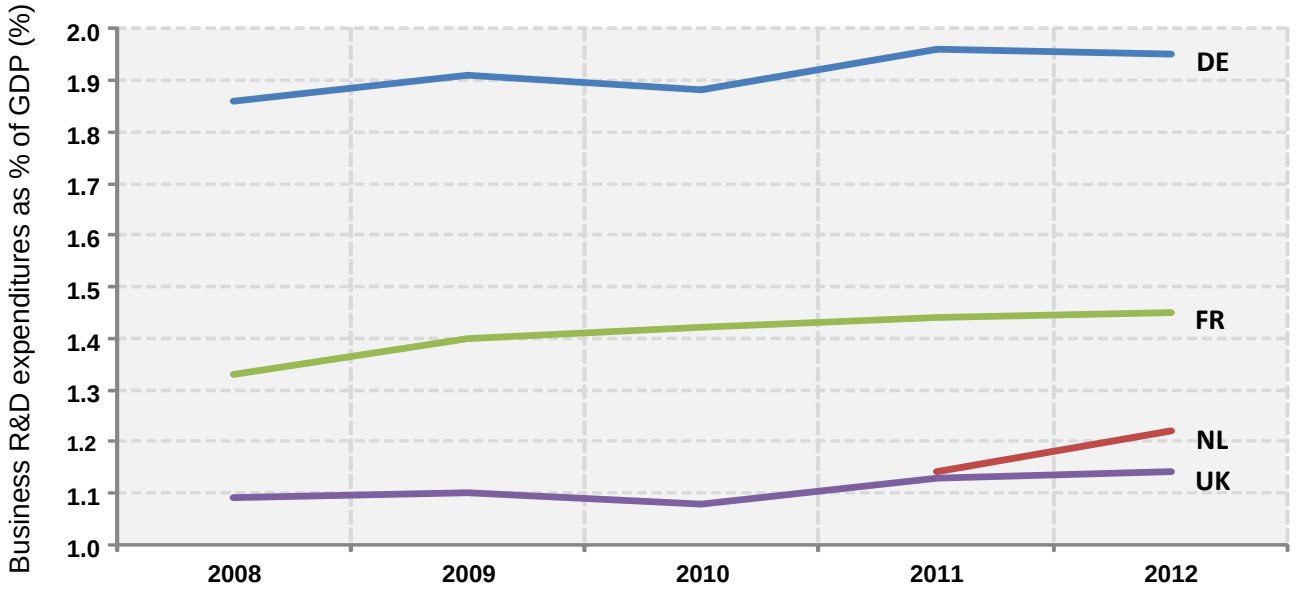

Source: DG Research and Innovation - Unit for the Analysis and Monitoring of National Research Policies
Data: Innovation Union Scoreboard 2014
Note: NL: no data available for 2008-2010.

AND DECLINING BUSINESS R&D IN MANY HIGH-TECH, MEDIUM-HIGH TECH SECTORS

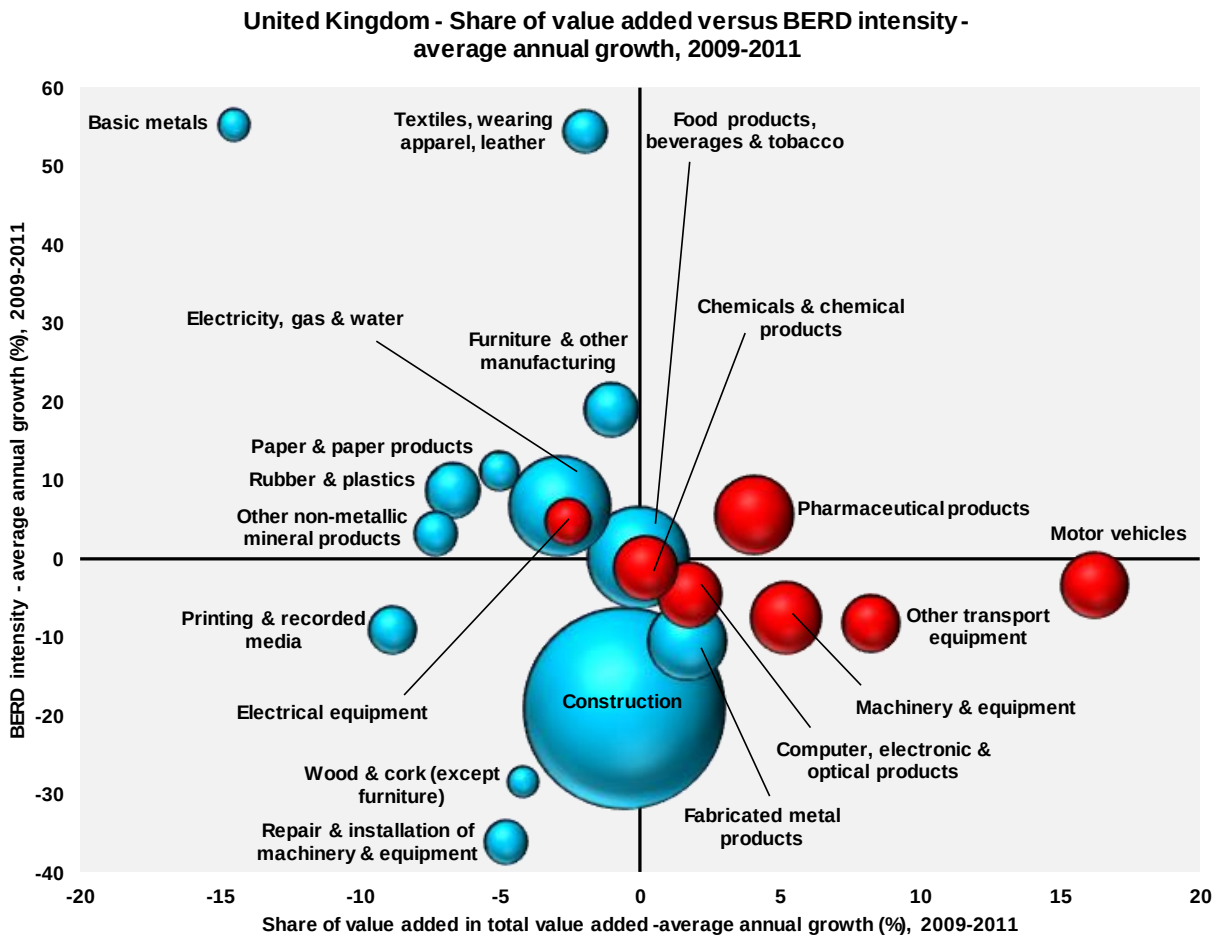

Source: DG Research and Innovation - Analysis and monitoring of national research policies unit
Data: Eurostat
Note: (1) High-Tech and Medium-High-Tech sectors (NACE Rev. 2 - 2 digit level) are shown in red.

INNOVATE UK 2014
THE GLOBAL SPOTLIGHT ON UK INNOVATION

HOSTED BY

UK Trade
& Investment

Innovate UK
Technology Strategy Board

INNOVATE UK 2014

THE GLOBAL SPOTLIGHT ON UK INNOVATION

GREAT
BRITAIN & NORTHERN IRELAND